



## **DELTA DENTAL RISK FINANCIAL REPORT PACKAGE**

**WEST VIRGINIA PUBLIC EMPLOYEES INSURANCE AGENCY**  
**Group Number: 01058**

## TABLE OF CONTENTS

### WEST VIRGINIA PUBLIC EMPLOYEES INSURANCE AGENCY Group Number: 01058

Tab	Report Title
Summary	SUMMARY OF KEY STATISTICS
1	MONTHLY FINANCIAL EXPERIENCE
2	MONTHLY FINANCIAL EXPERIENCE BY DIVISION
Appendix A	PAID CLAIMS BY DIVISION



**DELTA DENTAL OF WEST VIRGINIA**  
**SUMMARY OF KEY STATISTICS**  
**WEST VIRGINIA PUBLIC EMPLOYEES INSURANCE AGENCY**  
**Group Number: 01058**

**Paid Period: July 1, 2017 - June 30, 2019 and Incurred Period: July 1, 2017 - June 30, 2018**  
**compared to Paid and Incurred Period: July 1, 2018 - June 30, 2019**

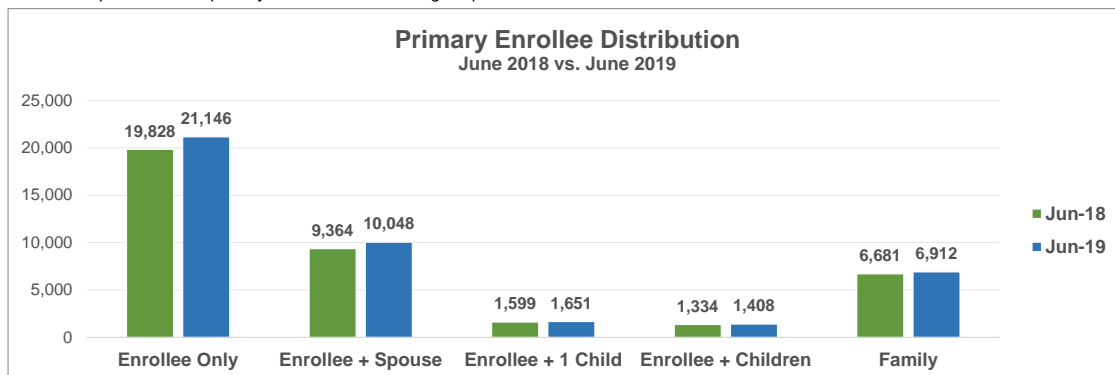
**Financial Summary**

- For incurred period ended June 30, 2019, the group had an average exposure of 40,796 primary enrollees. This represents a year / year increase of 5.3% from the previous period's average exposure of 38,735 primary enrollees.
- For the current period, incurred claims amounted to \$14,538,593, or 71.6% of premium, compared to \$13,603,299, or 70.6% of premium, during the previous period.
- During the current period, 48.8% of primary enrollees had enrolled dependents vs. 49.2% of primary enrollees during the previous period.

	Paid Period: 07/1/2017 - 06/30/2019 and Incurred Period: 07/1/2017 - 06/30/2018		Paid Period: 07/1/2018 - 06/30/2019 and Incurred Period: 07/1/2018 - 06/30/2019	
<i>Premium</i>	\$19,280,307	100.0%	\$20,305,031	100.0%
<i>Incurred Claims*</i>	\$13,603,299	70.6%	\$14,538,593	71.6%
<i>Exposure**</i>	464,818		489,555	
<i>Avg. Exposure</i>	38,735		40,796	
<i>Avg. Member Count</i>	72,765		75,953	

\* Includes estimate for incurred but unreported (IBUR).

\*\* Exposure = Total primary enrollee months during the period.



For more information regarding financial experience, please refer to tabs 1, 2 and Appendix A.



**DELTA DENTAL OF WEST VIRGINIA**  
**MONTHLY FINANCIAL EXPERIENCE**  
**WEST VIRGINIA PUBLIC EMPLOYEES INSURANCE AGENCY**  
**Group Number: 01058**

**Paid and Incurred Period: July 1, 2017 - June 30, 2019**

Date	Premium	Incurred Claims*	Enrollee Only	Enrollee + Spouse	Enrollee + 1 Child	Enrollee + Children	Family	Total Primary Enrollees	Adult Dependents	Child Dependents	Total Members
Jul-17	\$1,558,747	\$1,136,365	19,798	9,287	1,637	1,411	6,945	39,078	16,237	18,382	73,697
Aug-17	\$1,513,531	\$1,369,122	19,586	9,228	1,619	1,375	6,881	38,689	16,115	18,157	72,961
Sep-17	\$1,898,697	\$1,052,162	19,576	9,231	1,601	1,356	6,861	38,625	16,097	18,054	72,776
Oct-17	\$1,548,944	\$1,190,354	19,591	9,260	1,598	1,352	6,853	38,654	16,116	18,013	72,783
Nov-17	\$1,576,510	\$1,093,685	19,585	9,282	1,589	1,348	6,839	38,643	16,123	17,967	72,733
Dec-17	\$1,575,451	\$944,336	19,609	9,307	1,592	1,356	6,837	38,701	16,146	17,968	72,815
Jan-18	\$1,545,891	\$1,148,412	19,647	9,327	1,578	1,356	6,788	38,696	16,117	17,866	72,679
Feb-18	\$1,550,546	\$1,098,936	19,680	9,317	1,572	1,359	6,762	38,690	16,079	17,816	72,585
Mar-18	\$1,910,979	\$1,128,345	19,679	9,314	1,581	1,350	6,768	38,692	16,083	17,818	72,593
Apr-18	\$1,567,680	\$1,118,598	19,713	9,336	1,592	1,347	6,723	38,711	16,060	17,718	72,489
May-18	\$1,527,033	\$1,209,059	19,801	9,366	1,604	1,338	6,724	38,833	16,091	17,691	72,615
Jun-18	\$1,506,299	\$1,113,925	19,828	9,364	1,599	1,334	6,681	38,806	16,045	17,608	72,459
Jul-18	\$1,585,179	\$1,333,538	20,840	9,911	1,684	1,431	7,007	40,873	16,919	18,541	76,333
Aug-18	\$1,607,970	\$1,384,380	20,721	9,886	1,664	1,420	6,951	40,642	16,838	18,370	75,850
Sep-18	\$1,711,464	\$1,069,087	20,693	9,863	1,652	1,410	6,925	40,543	16,790	18,282	75,615
Oct-18	\$1,694,680	\$1,319,357	20,717	9,870	1,641	1,411	6,930	40,569	16,804	18,271	75,644
Nov-18	\$1,700,854	\$1,117,686	20,737	9,882	1,619	1,412	6,954	40,604	16,838	18,287	75,729
Dec-18	\$1,697,490	\$994,713	20,784	9,902	1,616	1,415	6,954	40,671	16,856	18,290	75,817
Jan-19	\$1,713,456	\$1,286,212	20,819	9,930	1,614	1,413	6,945	40,721	16,876	18,248	75,845
Feb-19	\$1,721,016	\$1,162,704	20,923	9,943	1,619	1,419	6,934	40,838	16,879	18,257	75,974
Mar-19	\$1,705,218	\$1,196,350	20,938	9,958	1,625	1,418	6,937	40,876	16,896	18,255	76,027
Apr-19	\$1,697,342	\$1,254,569	20,997	9,986	1,639	1,411	6,917	40,950	16,904	18,187	76,041
May-19	\$1,706,474	\$1,249,706	21,102	10,018	1,648	1,411	6,924	41,103	16,943	18,210	76,256
Jun-19	\$1,763,886	\$1,170,290	21,146	10,048	1,651	1,408	6,912	41,165	16,960	18,185	76,310
<b>Total</b>	<b>\$39,585,338</b>	<b>\$28,141,891</b>	<b>486,510</b>	<b>230,816</b>	<b>38,834</b>	<b>33,261</b>	<b>164,952</b>	<b>954,373</b>	<b>395,812</b>	<b>434,441</b>	<b>1,784,626</b>

Note: The number of primary enrollees may change to include retroactive additions and/or deletions in eligibility.

\* Includes estimate for incurred but unreported (IBUR).



**DELTA DENTAL OF WEST VIRGINIA**  
**MONTHLY FINANCIAL EXPERIENCE BY DIVISION**  
**WEST VIRGINIA PUBLIC EMPLOYEES INSURANCE AGENCY**  
**Group Number: 01058**

**Paid and Incurred Period: July 1, 2017 - June 30, 2019**

Group-Division	Date	Premium	Incurred Claims*	Enrollee Only	Enrollee + Spouse	Enrollee + 1 Child	Enrollee + Children	Family	Total Primary Enrollees	Adult Dependents	Child Dependents	Total Members
01058-00111	Mar-19	\$0	\$0	0	0	0	0	0	0	0	0	0
01058-00121	Dec-17	\$0	\$0	0	0	0	0	0	0	0	0	0
01058-01011	Jul-17	\$233,999	\$137,491	3,358	1,330	441	321	1,870	7,320	3,202	4,577	15,099
01058-01011	Aug-17	\$215,169	\$159,150	3,309	1,319	435	315	1,861	7,239	3,181	4,539	14,959
01058-01011	Sep-17	\$299,683	\$133,424	3,303	1,327	430	308	1,856	7,224	3,184	4,510	14,918
01058-01011	Oct-17	\$222,205	\$147,816	3,300	1,324	423	311	1,856	7,214	3,180	4,508	14,902
01058-01011	Nov-17	\$228,487	\$136,330	3,298	1,327	421	311	1,857	7,214	3,184	4,516	14,914
01058-01011	Dec-17	\$226,881	\$118,616	3,309	1,337	421	311	1,862	7,240	3,200	4,522	14,962
01058-01011	Jan-18	\$222,820	\$152,720	3,315	1,343	410	308	1,843	7,219	3,186	4,478	14,883
01058-01011	Feb-18	\$222,158	\$136,995	3,326	1,354	411	309	1,832	7,232	3,186	4,457	14,875
01058-01011	Mar-18	\$305,338	\$147,201	3,336	1,348	412	314	1,834	7,244	3,182	4,481	14,907
01058-01011	Apr-18	\$223,015	\$140,923	3,343	1,347	420	310	1,821	7,241	3,168	4,446	14,855
01058-01011	May-18	\$219,838	\$150,913	3,359	1,360	433	310	1,820	7,282	3,180	4,448	14,910
01058-01011	Jun-18	\$211,633	\$148,852	3,367	1,352	430	309	1,811	7,269	3,163	4,425	14,857
01058-01011	Jul-18	\$216,210	\$150,896	3,383	1,323	442	325	1,833	7,306	3,156	4,518	14,980
01058-01011	Aug-18	\$218,195	\$155,131	3,329	1,309	437	324	1,823	7,222	3,132	4,491	14,845
01058-01011	Sep-18	\$238,174	\$120,834	3,326	1,297	436	328	1,832	7,219	3,129	4,516	14,864
01058-01011	Oct-18	\$236,154	\$149,144	3,335	1,295	429	325	1,831	7,215	3,126	4,503	14,844
01058-01011	Nov-18	\$239,442	\$131,327	3,337	1,295	421	327	1,842	7,222	3,138	4,519	14,879
01058-01011	Dec-18	\$242,622	\$112,271	3,360	1,300	421	328	1,843	7,252	3,143	4,522	14,917
01058-01011	Jan-19	\$240,595	\$156,961	3,346	1,297	426	326	1,831	7,226	3,128	4,506	14,860
01058-01011	Feb-19	\$240,361	\$137,632	3,362	1,303	425	327	1,830	7,247	3,133	4,507	14,887
01058-01011	Mar-19	\$237,484	\$148,578	3,342	1,311	427	328	1,835	7,243	3,146	4,523	14,912
01058-01011	Apr-19	\$236,815	\$155,955	3,358	1,318	431	325	1,835	7,267	3,153	4,517	14,937
01058-01011	May-19	\$240,201	\$151,056	3,398	1,325	432	325	1,840	7,320	3,165	4,527	15,012
01058-01011	Jun-19	\$240,025	\$144,121	3,407	1,334	431	326	1,842	7,340	3,176	4,535	15,051
01058-01019	Jul-17	\$314	\$346	11	0	0	2	0	13	0	4	17
01058-01019	Aug-17	\$370	\$274	12	0	0	1	0	13	0	2	15
01058-01019	Sep-17	\$310	\$12	12	0	0	1	1	14	1	5	20
01058-01019	Oct-17	\$330	\$208	13	1	0	1	1	16	2	5	23
01058-01019	Nov-17	\$599	\$426	14	2	0	1	1	18	3	5	26
01058-01019	Dec-17	\$618	\$739	13	2	0	1	1	17	3	5	25
01058-01019	Jan-18	\$497	\$194	12	2	0	1	1	16	3	5	24
01058-01019	Feb-18	\$392	\$124	12	2	0	1	1	16	3	5	24
01058-01019	Mar-18	\$457	\$685	12	3	0	1	1	17	4	5	26
01058-01019	Apr-18	\$388	\$275	11	3	0	1	1	16	4	5	25
01058-01019	May-18	\$401	\$222	13	3	0	0	1	17	4	3	24
01058-01019	Jun-18	\$298	\$97	12	3	0	0	1	16	4	3	23
01058-01019	Jul-18	\$514	\$162	11	3	0	0	3	17	6	8	31
01058-01019	Aug-18	\$593	\$175	13	3	0	0	3	19	6	8	33
01058-01019	Sep-18	\$344	\$158	10	3	0	0	4	17	7	10	34
01058-01019	Oct-18	\$487	\$359	11	3	0	0	3	17	6	8	31
01058-01019	Nov-18	\$637	\$240	11	3	0	0	3	17	6	8	31
01058-01019	Dec-18	\$589	\$0	11	3	0	0	2	16	5	5	26

01058-01019	Jan-19	\$452	\$328	11	3	0	1	2	17	5	7	29
01058-01019	Feb-19	\$379	\$274	11	3	0	1	2	17	5	7	29
01058-01019	Mar-19	\$379	\$10	10	3	0	1	0	14	3	2	19
01058-01019	Apr-19	\$452	\$489	9	2	0	1	0	12	2	2	16
01058-01019	May-19	\$134	\$20	9	1	0	1	0	11	1	2	14
01058-01019	Jun-19	\$280	\$138	9	1	0	1	0	11	1	2	14
01058-01021	Jul-17	\$759,368	\$540,262	6,043	2,576	816	897	3,591	13,923	6,166	10,329	30,418
01058-01021	Aug-17	\$707,218	\$649,610	5,979	2,547	805	875	3,549	13,755	6,097	10,185	30,037
01058-01021	Sep-17	\$973,228	\$457,116	5,942	2,539	800	864	3,534	13,679	6,074	10,119	29,872
01058-01021	Oct-17	\$722,792	\$517,299	5,924	2,545	803	861	3,535	13,668	6,080	10,112	29,860
01058-01021	Nov-17	\$742,056	\$483,479	5,895	2,533	792	861	3,528	13,609	6,061	10,075	29,745
01058-01021	Dec-17	\$737,149	\$431,556	5,915	2,545	794	869	3,514	13,637	6,060	10,062	29,759
01058-01021	Jan-18	\$715,485	\$506,625	5,888	2,527	787	874	3,506	13,582	6,034	10,047	29,663
01058-01021	Feb-18	\$714,035	\$491,451	5,896	2,511	780	877	3,481	13,545	5,992	10,003	29,540
01058-01021	Mar-18	\$977,876	\$510,795	5,869	2,506	786	860	3,481	13,502	5,988	9,971	29,461
01058-01021	Apr-18	\$714,026	\$491,235	5,876	2,508	791	860	3,451	13,486	5,960	9,902	29,348
01058-01021	May-18	\$708,200	\$545,265	5,907	2,513	792	854	3,457	13,523	5,971	9,895	29,389
01058-01021	Jun-18	\$682,496	\$496,982	5,922	2,508	793	849	3,431	13,503	5,939	9,835	29,277
01058-01021	Jul-18	\$753,369	\$637,428	6,358	2,710	852	913	3,690	14,523	6,400	10,530	31,453
01058-01021	Aug-18	\$760,367	\$641,714	6,308	2,713	844	901	3,651	14,417	6,364	10,402	31,183
01058-01021	Sep-18	\$806,711	\$485,070	6,244	2,688	833	886	3,623	14,274	6,312	10,303	30,889
01058-01021	Oct-18	\$801,835	\$564,231	6,239	2,695	830	892	3,618	14,274	6,316	10,291	30,881
01058-01021	Nov-18	\$805,431	\$497,249	6,234	2,676	821	893	3,630	14,254	6,307	10,311	30,872
01058-01021	Dec-18	\$816,827	\$457,024	6,241	2,674	821	896	3,633	14,265	6,307	10,322	30,894
01058-01021	Jan-19	\$809,518	\$568,290	6,225	2,665	819	895	3,634	14,238	6,299	10,300	30,837
01058-01021	Feb-19	\$806,169	\$520,640	6,269	2,657	826	896	3,626	14,274	6,284	10,303	30,861
01058-01021	Mar-19	\$803,066	\$523,742	6,304	2,663	826	894	3,628	14,315	6,291	10,293	30,899
01058-01021	Apr-19	\$800,021	\$541,143	6,317	2,669	834	888	3,612	14,320	6,281	10,233	30,834
01058-01021	May-19	\$803,763	\$531,070	6,380	2,686	842	890	3,619	14,417	6,306	10,264	30,987
01058-01021	Jun-19	\$859,030	\$509,038	6,395	2,703	846	888	3,610	14,442	6,313	10,253	31,008
01058-01029	Jul-17	\$2,229	\$1,411	45	7	2	1	7	62	14	14	90
01058-01029	Aug-17	\$2,699	\$3,553	43	7	2	1	9	62	16	19	97
01058-01029	Sep-17	\$2,565	\$1,116	43	7	2	1	11	64	18	23	105
01058-01029	Oct-17	\$3,003	\$2,808	43	6	2	1	9	61	15	21	97
01058-01029	Nov-17	\$3,832	\$1,695	45	4	2	1	8	60	12	18	90
01058-01029	Dec-17	\$3,382	\$1,902	42	5	2	1	9	59	14	22	95
01058-01029	Jan-18	\$3,092	\$1,752	42	6	3	0	10	61	16	23	100
01058-01029	Feb-18	\$2,760	\$2,908	43	6	3	0	10	62	16	23	101
01058-01029	Mar-18	\$2,781	\$3,417	44	6	2	0	9	61	15	19	95
01058-01029	Apr-18	\$2,418	\$2,833	44	6	2	0	7	59	13	17	89
01058-01029	May-18	\$2,524	\$1,309	45	5	2	0	6	58	11	15	84
01058-01029	Jun-18	\$2,389	\$3,041	45	4	2	0	6	57	10	15	82
01058-01029	Jul-18	\$2,093	\$2,297	41	5	1	0	5	52	10	13	75
01058-01029	Aug-18	\$1,930	\$1,528	36	6	2	0	4	48	10	12	70
01058-01029	Sep-18	\$2,112	\$1,899	36	7	2	0	5	50	12	13	75
01058-01029	Oct-18	\$1,806	\$1,029	38	7	2	0	5	52	12	13	77
01058-01029	Nov-18	\$2,045	\$1,125	36	6	2	0	5	49	11	13	73
01058-01029	Dec-18	\$2,618	\$1,581	35	6	2	0	6	49	12	15	76
01058-01029	Jan-19	\$2,626	\$2,519	35	5	1	1	6	48	11	16	75
01058-01029	Feb-19	\$1,768	\$1,544	37	5	1	1	5	49	10	14	73
01058-01029	Mar-19	\$2,083	\$381	34	6	1	2	4	47	10	14	71
01058-01029	Apr-19	\$2,579	\$2,011	33	5	2	2	4	46	9	15	70
01058-01029	May-19	\$993	\$2,842	30	5	2	1	4	42	9	13	64
01058-01029	Jun-19	\$1,845	\$1,070	28	4	2	1	3	38	7	9	54
01058-01031	Jul-17	\$62,885	\$51,460	1,122	451	153	108	830	2,664	1,281	1,979	5,924
01058-01031	Aug-17	\$56,202	\$59,060	1,106	444	156	103	818	2,627	1,262	1,947	5,836

01058-01031	Sep-17	\$78,094	\$49,405	1,105	436	146	104	817	2,608	1,253	1,937	5,798
01058-01031	Oct-17	\$60,051	\$56,352	1,107	440	146	100	807	2,600	1,247	1,903	5,750
01058-01031	Nov-17	\$60,276	\$52,737	1,108	447	148	96	804	2,603	1,251	1,894	5,748
01058-01031	Dec-17	\$60,756	\$49,543	1,111	450	150	96	808	2,615	1,258	1,905	5,778
01058-01031	Jan-18	\$60,162	\$56,588	1,115	445	151	95	797	2,603	1,243	1,881	5,727
01058-01031	Feb-18	\$59,820	\$52,154	1,119	448	148	96	798	2,609	1,246	1,884	5,739
01058-01031	Mar-18	\$80,465	\$60,856	1,122	447	152	97	799	2,617	1,246	1,891	5,754
01058-01031	Apr-18	\$60,552	\$54,139	1,106	444	150	97	801	2,598	1,245	1,895	5,738
01058-01031	May-18	\$58,404	\$60,442	1,112	443	147	97	799	2,598	1,242	1,886	5,726
01058-01031	Jun-18	\$55,428	\$55,906	1,112	445	146	96	795	2,594	1,240	1,876	5,710
01058-01031	Jul-18	\$54,820	\$54,165	1,109	433	151	104	789	2,586	1,223	1,906	5,715
01058-01031	Aug-18	\$56,625	\$60,643	1,084	424	149	105	787	2,549	1,212	1,900	5,661
01058-01031	Sep-18	\$62,068	\$49,171	1,082	424	150	105	776	2,537	1,201	1,874	5,612
01058-01031	Oct-18	\$62,337	\$53,301	1,094	417	154	103	778	2,546	1,196	1,874	5,616
01058-01031	Nov-18	\$62,251	\$53,129	1,095	418	151	103	775	2,542	1,193	1,862	5,597
01058-01031	Dec-18	\$63,292	\$41,169	1,093	422	151	103	777	2,546	1,199	1,868	5,613
01058-01031	Jan-19	\$62,749	\$62,603	1,095	420	153	102	775	2,545	1,196	1,859	5,600
01058-01031	Feb-19	\$62,841	\$51,547	1,103	422	152	103	776	2,556	1,199	1,861	5,616
01058-01031	Mar-19	\$61,026	\$54,130	1,105	425	155	101	775	2,561	1,201	1,864	5,626
01058-01031	Apr-19	\$61,808	\$56,425	1,111	425	159	102	770	2,567	1,196	1,863	5,626
01058-01031	May-19	\$61,821	\$59,949	1,115	426	159	99	769	2,568	1,195	1,849	5,612
01058-01031	Jun-19	\$61,418	\$60,737	1,126	430	158	99	765	2,578	1,195	1,840	5,613
01058-01039	Jul-17	\$354	\$0	8	2	2	0	1	13	3	6	22
01058-01039	Aug-17	\$223	\$95	7	2	2	0	1	12	3	6	21
01058-01039	Sep-17	\$252	\$0	8	2	2	0	1	13	3	6	22
01058-01039	Oct-17	\$452	\$460	8	3	2	0	1	14	4	6	24
01058-01039	Nov-17	\$483	\$262	8	3	2	0	1	14	4	6	24
01058-01039	Dec-17	\$192	\$211	6	1	2	0	1	10	2	6	18
01058-01039	Jan-18	\$188	\$55	6	0	2	0	1	9	1	6	16
01058-01039	Feb-18	\$136	\$293	6	0	2	0	1	9	1	6	16
01058-01039	Mar-18	\$136	\$0	6	0	2	0	1	9	1	6	16
01058-01039	Apr-18	\$85	\$0	8	0	2	0	0	10	0	2	12
01058-01039	May-18	\$157	\$0	8	0	2	0	0	10	0	2	12
01058-01039	Jun-18	\$109	\$247	8	0	2	0	0	10	0	2	12
01058-01039	Jul-18	\$145	\$187	7	0	2	0	0	9	0	2	11
01058-01039	Aug-18	\$97	\$312	7	0	2	0	0	9	0	2	11
01058-01039	Sep-18	\$85	\$50	7	0	2	0	1	10	1	4	15
01058-01039	Oct-18	\$435	\$55	7	0	2	0	1	10	1	4	15
01058-01039	Nov-18	\$178	\$187	6	0	1	0	1	8	1	3	12
01058-01039	Dec-18	\$100	\$74	6	0	1	0	1	8	1	3	12
01058-01039	Jan-19	\$124	\$348	7	0	1	0	1	9	1	3	13
01058-01039	Feb-19	\$124	\$597	7	0	1	0	1	9	1	3	13
01058-01039	Mar-19	\$160	\$278	10	0	0	0	1	11	1	2	14
01058-01039	Apr-19	\$148	\$394	9	0	0	0	1	10	1	2	13
01058-01039	May-19	\$136	\$523	9	0	0	0	1	10	1	2	13
01058-01039	Jun-19	\$136	\$317	8	0	0	0	1	9	1	2	12
01058-01111	Jul-17	\$67,988	\$44,479	1,553	1,051	40	5	107	2,756	1,161	196	4,113
01058-01111	Aug-17	\$71,307	\$59,867	1,528	1,055	38	5	108	2,734	1,166	197	4,097
01058-01111	Sep-17	\$74,302	\$52,922	1,523	1,055	35	5	107	2,725	1,164	192	4,081
01058-01111	Oct-17	\$75,155	\$55,193	1,526	1,066	34	5	104	2,735	1,172	188	4,095
01058-01111	Nov-17	\$74,988	\$46,968	1,526	1,066	36	5	104	2,737	1,171	186	4,094
01058-01111	Dec-17	\$76,144	\$40,458	1,528	1,065	35	5	105	2,738	1,170	186	4,094
01058-01111	Jan-18	\$75,999	\$56,370	1,544	1,071	35	5	103	2,758	1,174	182	4,114
01058-01111	Feb-18	\$75,304	\$51,800	1,547	1,070	36	5	104	2,762	1,174	185	4,121
01058-01111	Mar-18	\$73,717	\$53,417	1,548	1,076	35	5	105	2,769	1,181	185	4,135
01058-01111	Apr-18	\$78,773	\$56,321	1,557	1,078	34	5	106	2,780	1,184	186	4,150

01058-01111	May-18	\$74,285	\$57,860	1,563	1,082	34	5	106	2,790	1,188	184	4,162
01058-01111	Jun-18	\$76,920	\$48,181	1,563	1,085	34	5	103	2,790	1,188	181	4,159
01058-01111	Jul-18	\$79,041	\$52,204	1,624	1,155	37	6	109	2,931	1,264	195	4,390
01058-01111	Aug-18	\$77,407	\$66,461	1,621	1,151	34	6	109	2,921	1,260	191	4,372
01058-01111	Sep-18	\$81,007	\$48,753	1,623	1,154	34	7	107	2,925	1,261	190	4,376
01058-01111	Oct-18	\$80,209	\$67,610	1,618	1,158	34	7	109	2,926	1,267	194	4,387
01058-01111	Nov-18	\$80,257	\$51,941	1,616	1,163	33	7	111	2,930	1,274	193	4,397
01058-01111	Dec-18	\$77,630	\$42,787	1,617	1,165	32	7	113	2,934	1,278	195	4,407
01058-01111	Jan-19	\$80,435	\$66,088	1,630	1,182	32	7	111	2,962	1,293	193	4,448
01058-01111	Feb-19	\$83,652	\$56,176	1,635	1,185	30	7	111	2,968	1,296	190	4,454
01058-01111	Mar-19	\$82,418	\$54,860	1,634	1,185	31	7	111	2,968	1,296	190	4,454
01058-01111	Apr-19	\$81,242	\$59,987	1,642	1,186	30	7	109	2,974	1,295	186	4,455
01058-01111	May-19	\$80,882	\$63,502	1,637	1,186	28	6	107	2,964	1,293	179	4,436
01058-01111	Jun-19	\$81,500	\$59,116	1,632	1,186	28	6	106	2,958	1,292	178	4,428
01058-01121	Jul-17	\$385,261	\$325,356	6,252	3,103	108	30	249	9,742	3,353	567	13,662
01058-01121	Aug-17	\$413,059	\$380,953	6,211	3,089	104	29	243	9,676	3,333	549	13,558
01058-01121	Sep-17	\$415,124	\$319,281	6,221	3,098	103	30	240	9,692	3,339	545	13,576
01058-01121	Oct-17	\$414,938	\$366,057	6,232	3,111	105	30	241	9,719	3,353	550	13,622
01058-01121	Nov-17	\$415,259	\$330,152	6,236	3,131	105	28	237	9,737	3,369	537	13,643
01058-01121	Dec-17	\$420,406	\$264,701	6,219	3,128	103	28	237	9,715	3,365	527	13,607
01058-01121	Jan-18	\$417,875	\$326,395	6,254	3,153	105	29	232	9,773	3,385	524	13,682
01058-01121	Feb-18	\$425,000	\$314,364	6,248	3,145	107	27	231	9,758	3,376	521	13,655
01058-01121	Mar-18	\$412,964	\$302,667	6,264	3,146	108	28	230	9,776	3,376	522	13,674
01058-01121	Apr-18	\$436,239	\$327,561	6,281	3,161	107	28	228	9,805	3,389	523	13,717
01058-01121	May-18	\$413,063	\$342,874	6,289	3,165	107	28	228	9,817	3,393	523	13,733
01058-01121	Jun-18	\$426,540	\$320,905	6,294	3,172	106	28	224	9,824	3,396	519	13,739
01058-01121	Jul-18	\$430,563	\$389,453	6,675	3,454	111	28	238	10,506	3,692	540	14,738
01058-01121	Aug-18	\$440,122	\$402,895	6,690	3,456	108	28	235	10,517	3,691	532	14,740
01058-01121	Sep-18	\$463,101	\$315,791	6,708	3,464	106	28	233	10,539	3,697	527	14,763
01058-01121	Oct-18	\$454,494	\$426,090	6,705	3,462	104	28	234	10,533	3,696	529	14,758
01058-01121	Nov-18	\$452,821	\$341,770	6,719	3,475	104	27	231	10,556	3,706	521	14,783
01058-01121	Dec-18	\$436,566	\$296,226	6,722	3,483	103	26	224	10,558	3,707	503	14,768
01058-01121	Jan-19	\$457,617	\$378,971	6,768	3,497	101	25	223	10,614	3,720	498	14,832
01058-01121	Feb-19	\$465,732	\$340,764	6,781	3,506	102	25	222	10,636	3,728	501	14,865
01058-01121	Mar-19	\$459,259	\$356,356	6,767	3,503	102	24	220	10,616	3,723	492	14,831
01058-01121	Apr-19	\$455,218	\$381,463	6,779	3,515	101	25	220	10,640	3,735	493	14,868
01058-01121	May-19	\$458,839	\$383,328	6,773	3,516	100	26	217	10,632	3,733	491	14,856
01058-01121	Jun-19	\$459,053	\$343,506	6,788	3,508	102	24	218	10,640	3,726	488	14,854
01058-01131	Jul-17	\$20,755	\$14,672	665	479	9	6	39	1,198	518	76	1,792
01058-01131	Aug-17	\$22,523	\$26,291	656	476	9	6	40	1,187	516	78	1,781
01058-01131	Sep-17	\$22,501	\$17,807	656	473	8	6	39	1,182	512	76	1,770
01058-01131	Oct-17	\$22,917	\$21,304	658	469	8	6	39	1,180	508	76	1,764
01058-01131	Nov-17	\$22,757	\$20,189	656	470	8	6	38	1,178	508	75	1,761
01058-01131	Dec-17	\$22,147	\$17,930	655	470	8	6	38	1,177	508	75	1,760
01058-01131	Jan-18	\$22,264	\$21,761	656	473	8	6	39	1,182	512	77	1,771
01058-01131	Feb-18	\$22,573	\$21,305	656	470	7	5	39	1,177	509	72	1,758
01058-01131	Mar-18	\$22,243	\$23,593	656	470	7	5	40	1,178	510	73	1,761
01058-01131	Apr-18	\$23,314	\$22,584	659	472	7	5	40	1,183	512	72	1,767
01058-01131	May-18	\$21,952	\$23,464	658	476	7	5	40	1,186	516	72	1,774
01058-01131	Jun-18	\$23,029	\$18,280	660	474	7	5	40	1,186	514	72	1,772
01058-01131	Jul-18	\$21,433	\$16,413	669	465	9	4	41	1,188	506	75	1,769
01058-01131	Aug-18	\$21,902	\$23,711	662	464	9	4	41	1,180	505	75	1,760
01058-01131	Sep-18	\$22,870	\$19,947	662	463	11	4	41	1,181	504	76	1,761
01058-01131	Oct-18	\$22,245	\$24,670	664	462	10	4	43	1,183	505	78	1,766
01058-01131	Nov-18	\$22,398	\$16,686	660	466	12	4	42	1,184	508	78	1,770
01058-01131	Dec-18	\$21,635	\$16,841	660	464	12	4	42	1,182	506	78	1,766



01058-01131	Jan-19	\$22,924	\$19,414	658	468	12	4	42	1,184	510	78	1,772
01058-01131	Feb-19	\$23,135	\$22,984	658	466	13	4	42	1,183	508	76	1,767
01058-01131	Mar-19	\$22,533	\$24,790	659	464	13	4	42	1,182	506	76	1,764
01058-01131	Apr-19	\$22,413	\$25,898	662	467	12	4	41	1,186	508	74	1,768
01058-01131	May-19	\$22,506	\$25,517	656	467	12	4	40	1,179	507	73	1,759
01058-01131	Jun-19	\$22,647	\$21,253	652	469	12	4	40	1,177	509	73	1,759
01058-02001	Jul-17	\$6,094	\$14,981	501	146	56	40	237	980	383	603	1,966
01058-02001	Aug-17	\$5,626	\$20,705	499	147	57	38	238	979	385	602	1,966
01058-02001	Sep-17	\$7,016	\$13,927	526	152	62	36	241	1,017	393	608	2,018
01058-02001	Oct-17	\$5,723	\$16,271	535	154	61	36	246	1,032	400	610	2,042
01058-02001	Nov-17	\$6,028	\$16,551	553	155	63	38	246	1,055	401	621	2,077
01058-02001	Dec-17	\$6,167	\$13,313	564	159	66	38	247	1,074	406	625	2,105
01058-02001	Jan-18	\$6,513	\$19,946	567	160	66	37	241	1,071	401	610	2,082
01058-02001	Feb-18	\$14,248	\$19,140	580	162	67	38	250	1,097	412	627	2,136
01058-02001	Mar-18	\$27,744	\$16,428	576	163	67	39	253	1,098	416	633	2,147
01058-02001	Apr-18	\$21,287	\$15,615	579	167	69	40	253	1,108	420	638	2,166
01058-02001	May-18	\$20,783	\$18,471	594	168	70	38	252	1,122	420	631	2,173
01058-02001	Jun-18	\$20,106	\$15,756	590	169	70	41	256	1,126	425	651	2,202
01058-02001	Jul-18	\$19,074	\$22,886	642	189	73	50	285	1,239	474	728	2,441
01058-02001	Aug-18	\$22,329	\$20,847	649	186	73	51	284	1,243	470	731	2,444
01058-02001	Sep-18	\$25,878	\$17,429	672	188	72	51	289	1,272	477	743	2,492
01058-02001	Oct-18	\$25,930	\$23,304	683	194	70	51	294	1,292	488	751	2,531
01058-02001	Nov-18	\$26,723	\$16,510	698	201	68	50	300	1,317	501	753	2,571
01058-02001	Dec-18	\$27,130	\$19,809	713	205	67	50	299	1,334	504	753	2,591
01058-02001	Jan-19	\$27,605	\$21,511	714	208	64	51	306	1,343	514	763	2,620
01058-02001	Feb-19	\$27,566	\$21,124	732	210	64	54	305	1,365	515	770	2,650
01058-02001	Mar-19	\$27,723	\$22,968	745	213	65	56	307	1,386	520	774	2,680
01058-02001	Apr-19	\$27,743	\$20,256	748	216	65	56	311	1,396	527	777	2,700
01058-02001	May-19	\$28,369	\$22,129	763	222	68	58	313	1,424	535	785	2,744
01058-02001	Jun-19	\$28,787	\$22,302	770	226	67	58	313	1,434	539	781	2,754
01058-02002	Jul-17	\$19,424	\$5,833	236	142	10	1	14	403	156	31	590
01058-02002	Aug-17	\$19,121	\$9,565	232	142	11	2	14	401	156	33	590
01058-02002	Sep-17	\$25,547	\$7,034	233	142	13	1	14	403	156	33	592
01058-02002	Oct-17	\$21,193	\$6,587	240	141	14	1	14	410	155	34	599
01058-02002	Nov-17	\$21,678	\$4,896	241	144	12	1	15	413	159	34	606
01058-02002	Dec-17	\$21,570	\$5,292	242	145	11	1	15	414	160	33	607
01058-02002	Jan-18	\$20,945	\$6,006	243	147	11	1	15	417	162	33	612
01058-02002	Feb-18	\$14,065	\$8,330	242	149	11	1	15	418	164	33	615
01058-02002	Mar-18	\$7,225	\$9,288	242	149	10	1	15	417	164	32	613
01058-02002	Apr-18	\$7,561	\$6,992	244	150	10	1	15	420	165	32	617
01058-02002	May-18	\$7,393	\$8,240	248	151	10	1	15	425	166	32	623
01058-02002	Jun-18	\$7,295	\$5,679	250	152	9	1	14	426	166	29	621
01058-02002	Jul-18	\$7,838	\$7,376	316	174	6	1	14	511	188	26	725
01058-02002	Aug-18	\$8,347	\$10,962	317	174	6	1	14	512	188	26	726
01058-02002	Sep-18	\$9,082	\$9,987	319	175	6	1	14	515	189	26	730
01058-02002	Oct-18	\$8,704	\$9,409	319	177	6	1	14	517	191	26	734
01058-02002	Nov-18	\$8,637	\$7,522	320	179	6	1	14	520	193	26	739
01058-02002	Dec-18	\$8,425	\$6,932	322	180	6	1	14	523	194	26	743
01058-02002	Jan-19	\$8,778	\$9,086	326	185	5	1	14	531	199	25	755
01058-02002	Feb-19	\$9,267	\$9,421	325	186	5	1	14	531	200	25	756
01058-02002	Mar-19	\$9,054	\$10,257	325	185	5	1	14	530	199	25	754
01058-02002	Apr-19	\$8,860	\$10,547	326	183	5	1	14	529	197	25	751
01058-02002	May-19	\$8,798	\$9,771	329	184	5	1	14	533	198	25	756
01058-02002	Jun-19	\$9,132	\$8,672	329	187	5	1	14	536	201	24	761
01058-02009	Jul-17	\$74	\$76	4	0	0	0	0	4	0	0	4
01058-02009	Aug-17	\$13	\$0	4	0	0	0	0	4	0	0	4

01058-02009	Sep-17	\$77	\$118	4	0	0	0	0	4	0	0	4
01058-02009	Oct-17	\$184	\$0	5	0	0	0	0	5	0	0	5
01058-02009	Nov-17	\$66	\$0	5	0	0	0	0	5	0	0	5
01058-02009	Dec-17	\$39	\$74	5	0	0	0	0	5	0	0	5
01058-02009	Jan-18	\$53	\$0	5	0	0	0	0	5	0	0	5
01058-02009	Feb-18	\$56	\$72	5	0	0	0	0	5	0	0	5
01058-02009	Mar-18	\$34	\$0	4	0	0	0	0	4	0	0	4
01058-02009	Apr-18	\$22	\$118	5	0	0	0	0	5	0	0	5
01058-02009	May-18	\$34	\$0	5	0	0	0	0	5	0	0	5
01058-02009	Jun-18	\$56	\$0	5	0	0	0	0	5	0	0	5
01058-02009	Jul-18	\$78	\$71	5	0	0	0	0	5	0	0	5
01058-02009	Aug-18	\$56	\$0	5	0	0	0	0	5	0	0	5
01058-02009	Sep-18	\$34	\$0	4	0	0	0	0	4	0	0	4
01058-02009	Oct-18	\$45	\$154	4	0	0	0	0	4	0	0	4
01058-02009	Nov-18	\$34	\$0	5	0	0	0	0	5	0	0	5
01058-02009	Dec-18	\$56	\$0	4	0	0	0	0	4	0	0	4
01058-02009	Jan-19	\$34	\$94	4	0	0	0	0	4	0	0	4
01058-02009	Feb-19	\$22	\$0	3	0	0	0	0	3	0	0	3
01058-02009	Mar-19	\$34	\$0	3	0	0	0	0	3	0	0	3
01058-02009	Apr-19	\$45	\$0	3	0	0	0	0	3	0	0	3
01058-02009	May-19	\$34	\$0	3	0	0	0	0	3	0	0	3
01058-02009	Jun-19	\$34	\$20	2	0	0	0	0	2	0	0	2
<b>Total</b>		<b>\$39,585,338</b>	<b>\$28,141,891</b>	<b>486,510</b>	<b>230,816</b>	<b>38,834</b>	<b>33,261</b>	<b>164,952</b>	<b>954,373</b>	<b>395,812</b>	<b>434,441</b>	<b>1,784,626</b>

Note: The number of primary enrollees may change to include retroactive additions and/or deletions in eligibility.

\* Includes estimate for incurred but unreported (IBUR).



**DELTA DENTAL OF WEST VIRGINIA**  
**PAID CLAIMS BY DIVISION**  
**WEST VIRGINIA PUBLIC EMPLOYEES INSURANCE AGENCY**  
**Group Number: 01058**

**Paid Period: July 1, 2017 - June 30, 2019**

<b>Group- Division</b>	<b>Date</b>	<b>Number of Claims</b>	<b>Paid Amount</b>
01058-00111	Mar-19	1	\$0
01058-00121	Dec-17	1	\$0
01058-01011	Jul-17	1,628	\$127,621
01058-01011	Aug-17	1,649	\$131,696
01058-01011	Sep-17	1,968	\$170,656
01058-01011	Oct-17	1,634	\$135,246
01058-01011	Nov-17	1,513	\$129,103
01058-01011	Dec-17	1,866	\$150,694
01058-01011	Jan-18	1,413	\$117,617
01058-01011	Feb-18	1,727	\$146,222
01058-01011	Mar-18	2,101	\$169,687
01058-01011	Apr-18	1,605	\$135,909
01058-01011	May-18	1,613	\$139,905
01058-01011	Jun-18	2,009	\$175,322
01058-01011	Jul-18	1,500	\$120,915
01058-01011	Aug-18	2,100	\$178,017
01058-01011	Sep-18	1,455	\$126,848
01058-01011	Oct-18	1,462	\$124,755
01058-01011	Nov-18	1,810	\$146,654
01058-01011	Dec-18	1,572	\$121,807
01058-01011	Jan-19	1,327	\$111,239
01058-01011	Feb-19	1,668	\$136,820
01058-01011	Mar-19	2,105	\$180,923
01058-01011	Apr-19	1,677	\$140,882
01058-01011	May-19	1,949	\$169,915
01058-01011	Jun-19	1,632	\$137,818
01058-01019	Jul-17	4	\$376
01058-01019	Aug-17	5	\$253
01058-01019	Sep-17	2	\$98
01058-01019	Oct-17	4	\$208
01058-01019	Nov-17	4	\$296
01058-01019	Dec-17	4	\$254
01058-01019	Jan-18	11	\$983
01058-01019	Feb-18	1	\$65
01058-01019	Mar-18	5	\$585
01058-01019	Apr-18	2	\$44
01058-01019	May-18	8	\$350

01058-01019	Jun-18	4	\$178
01058-01019	Jul-18	1	\$44
01058-01019	Aug-18	5	\$293
01058-01019	Sep-18	1	\$121
01058-01019	Oct-18	6	\$522
01058-01019	Nov-18	5	\$138
01058-01019	Dec-18	2	\$158
01058-01019	Jan-19	2	\$180
01058-01019	Feb-19	3	\$262
01058-01019	Mar-19	3	\$161
01058-01019	Apr-19	5	\$353
01058-01019	May-19	3	\$126
01058-01019	Jun-19	1	\$58
01058-01021	Jul-17	4,165	\$486,709
01058-01021	Aug-17	4,646	\$533,837
01058-01021	Sep-17	4,959	\$626,718
01058-01021	Oct-17	4,255	\$492,167
01058-01021	Nov-17	4,046	\$445,427
01058-01021	Dec-17	4,728	\$532,445
01058-01021	Jan-18	3,794	\$423,774
01058-01021	Feb-18	4,262	\$484,482
01058-01021	Mar-18	5,341	\$622,548
01058-01021	Apr-18	4,092	\$478,591
01058-01021	May-18	4,173	\$500,380
01058-01021	Jun-18	4,793	\$541,163
01058-01021	Jul-18	4,034	\$514,285
01058-01021	Aug-18	5,730	\$722,879
01058-01021	Sep-18	4,062	\$505,825
01058-01021	Oct-18	4,097	\$497,324
01058-01021	Nov-18	4,974	\$580,342
01058-01021	Dec-18	4,149	\$484,048
01058-01021	Jan-19	3,541	\$429,593
01058-01021	Feb-19	4,360	\$503,887
01058-01021	Mar-19	5,466	\$660,566
01058-01021	Apr-19	4,223	\$474,489
01058-01021	May-19	5,063	\$594,168
01058-01021	Jun-19	4,258	\$490,489
01058-01029	Jul-17	22	\$1,557
01058-01029	Aug-17	16	\$1,248
01058-01029	Sep-17	25	\$2,934
01058-01029	Oct-17	11	\$1,284
01058-01029	Nov-17	14	\$1,447
01058-01029	Dec-17	19	\$2,355
01058-01029	Jan-18	13	\$2,080
01058-01029	Feb-18	22	\$3,798
01058-01029	Mar-18	29	\$2,859
01058-01029	Apr-18	28	\$2,900
01058-01029	May-18	12	\$1,986
01058-01029	Jun-18	20	\$2,885

01058-01029	Jul-18	16	\$1,571
01058-01029	Aug-18	20	\$2,807
01058-01029	Sep-18	14	\$1,377
01058-01029	Oct-18	14	\$1,643
01058-01029	Nov-18	16	\$1,005
01058-01029	Dec-18	14	\$1,547
01058-01029	Jan-19	12	\$940
01058-01029	Feb-19	20	\$2,277
01058-01029	Mar-19	14	\$1,719
01058-01029	Apr-19	15	\$1,253
01058-01029	May-19	19	\$2,644
01058-01029	Jun-19	11	\$1,487
01058-01031	Jul-17	615	\$44,798
01058-01031	Aug-17	716	\$53,524
01058-01031	Sep-17	782	\$60,443
01058-01031	Oct-17	723	\$54,219
01058-01031	Nov-17	672	\$49,997
01058-01031	Dec-17	779	\$59,565
01058-01031	Jan-18	622	\$46,030
01058-01031	Feb-18	685	\$53,578
01058-01031	Mar-18	868	\$67,274
01058-01031	Apr-18	676	\$51,394
01058-01031	May-18	694	\$54,349
01058-01031	Jun-18	808	\$64,658
01058-01031	Jul-18	650	\$49,271
01058-01031	Aug-18	885	\$68,065
01058-01031	Sep-18	619	\$46,623
01058-01031	Oct-18	621	\$50,248
01058-01031	Nov-18	766	\$55,997
01058-01031	Dec-18	629	\$45,322
01058-01031	Jan-19	569	\$44,607
01058-01031	Feb-19	717	\$55,913
01058-01031	Mar-19	807	\$62,922
01058-01031	Apr-19	666	\$53,428
01058-01031	May-19	771	\$59,036
01058-01031	Jun-19	750	\$59,085
01058-01039	Jul-17	1	\$36
01058-01039	Aug-17	1	\$95
01058-01039	Sep-17	0	\$0
01058-01039	Oct-17	4	\$327
01058-01039	Nov-17	3	\$352
01058-01039	Dec-17	6	\$401
01058-01039	Jan-18	1	\$55
01058-01039	Feb-18	2	\$172
01058-01039	Mar-18	4	\$121
01058-01039	Apr-18	0	\$0
01058-01039	May-18	0	\$0
01058-01039	Jun-18	2	\$154
01058-01039	Jul-18	2	\$200

01058-01039	Aug-18	3	\$392
01058-01039	Sep-18	2	\$50
01058-01039	Oct-18	0	\$0
01058-01039	Nov-18	0	\$0
01058-01039	Dec-18	4	\$242
01058-01039	Jan-19	1	\$72
01058-01039	Feb-19	5	\$299
01058-01039	Mar-19	4	\$342
01058-01039	Apr-19	5	\$554
01058-01039	May-19	6	\$493
01058-01039	Jun-19	4	\$600
01058-01111	Jul-17	577	\$42,017
01058-01111	Aug-17	655	\$51,445
01058-01111	Sep-17	801	\$61,805
01058-01111	Oct-17	730	\$54,803
01058-01111	Nov-17	661	\$47,630
01058-01111	Dec-17	693	\$50,454
01058-01111	Jan-18	541	\$39,565
01058-01111	Feb-18	675	\$51,582
01058-01111	Mar-18	810	\$62,922
01058-01111	Apr-18	731	\$53,834
01058-01111	May-18	723	\$53,363
01058-01111	Jun-18	773	\$58,531
01058-01111	Jul-18	609	\$44,471
01058-01111	Aug-18	898	\$69,381
01058-01111	Sep-18	675	\$46,572
01058-01111	Oct-18	756	\$55,839
01058-01111	Nov-18	892	\$65,298
01058-01111	Dec-18	689	\$51,284
01058-01111	Jan-19	567	\$45,072
01058-01111	Feb-19	752	\$56,244
01058-01111	Mar-19	968	\$68,058
01058-01111	Apr-19	722	\$51,727
01058-01111	May-19	933	\$69,279
01058-01111	Jun-19	710	\$53,070
01058-01121	Jul-17	2,430	\$269,975
01058-01121	Aug-17	2,715	\$325,064
01058-01121	Sep-17	3,282	\$390,089
01058-01121	Oct-17	2,840	\$348,743
01058-01121	Nov-17	2,759	\$318,259
01058-01121	Dec-17	3,126	\$363,161
01058-01121	Jan-18	2,064	\$241,343
01058-01121	Feb-18	2,814	\$311,756
01058-01121	Mar-18	3,501	\$385,541
01058-01121	Apr-18	2,679	\$288,899
01058-01121	May-18	2,870	\$316,056
01058-01121	Jun-18	3,283	\$366,877
01058-01121	Jul-18	2,545	\$318,910
01058-01121	Aug-18	3,778	\$453,030

01058-01121	Sep-18	2,717	\$318,755
01058-01121	Oct-18	2,949	\$344,410
01058-01121	Nov-18	3,643	\$424,702
01058-01121	Dec-18	2,928	\$334,162
01058-01121	Jan-19	2,316	\$251,348
01058-01121	Feb-19	2,952	\$337,885
01058-01121	Mar-19	3,791	\$433,508
01058-01121	Apr-19	2,978	\$338,223
01058-01121	May-19	3,841	\$423,612
01058-01121	Jun-19	2,970	\$315,361
01058-01131	Jul-17	252	\$15,741
01058-01131	Aug-17	278	\$19,281
01058-01131	Sep-17	375	\$23,249
01058-01131	Oct-17	299	\$19,587
01058-01131	Nov-17	314	\$20,473
01058-01131	Dec-17	323	\$23,119
01058-01131	Jan-18	219	\$15,903
01058-01131	Feb-18	304	\$20,406
01058-01131	Mar-18	404	\$28,912
01058-01131	Apr-18	303	\$21,595
01058-01131	May-18	293	\$20,747
01058-01131	Jun-18	362	\$23,764
01058-01131	Jul-18	228	\$14,804
01058-01131	Aug-18	351	\$24,068
01058-01131	Sep-18	300	\$19,504
01058-01131	Oct-18	302	\$20,562
01058-01131	Nov-18	358	\$21,848
01058-01131	Dec-18	271	\$17,159
01058-01131	Jan-19	243	\$16,049
01058-01131	Feb-19	236	\$18,026
01058-01131	Mar-19	403	\$29,391
01058-01131	Apr-19	301	\$22,193
01058-01131	May-19	401	\$27,592
01058-01131	Jun-19	289	\$20,849
01058-02001	Jul-17	144	\$10,982
01058-02001	Aug-17	216	\$18,664
01058-02001	Sep-17	237	\$18,114
01058-02001	Oct-17	204	\$14,465
01058-02001	Nov-17	183	\$14,405
01058-02001	Dec-17	243	\$18,607
01058-02001	Jan-18	162	\$13,950
01058-02001	Feb-18	261	\$20,490
01058-02001	Mar-18	297	\$20,834
01058-02001	Apr-18	196	\$14,710
01058-02001	May-18	192	\$14,976
01058-02001	Jun-18	245	\$19,600
01058-02001	Jul-18	227	\$17,950
01058-02001	Aug-18	324	\$25,511
01058-02001	Sep-18	221	\$17,242

01058-02001	Oct-18	235	\$18,255
01058-02001	Nov-18	289	\$21,104
01058-02001	Dec-18	246	\$19,487
01058-02001	Jan-19	240	\$17,280
01058-02001	Feb-19	245	\$17,968
01058-02001	Mar-19	363	\$28,020
01058-02001	Apr-19	240	\$18,767
01058-02001	May-19	303	\$23,982
01058-02001	Jun-19	254	\$20,587
01058-02002	Jul-17	70	\$4,452
01058-02002	Aug-17	93	\$6,593
01058-02002	Sep-17	113	\$8,952
01058-02002	Oct-17	102	\$6,811
01058-02002	Nov-17	96	\$5,899
01058-02002	Dec-17	93	\$5,773
01058-02002	Jan-18	71	\$4,986
01058-02002	Feb-18	96	\$6,616
01058-02002	Mar-18	169	\$11,959
01058-02002	Apr-18	89	\$6,339
01058-02002	May-18	120	\$7,657
01058-02002	Jun-18	112	\$7,278
01058-02002	Jul-18	88	\$6,031
01058-02002	Aug-18	170	\$11,172
01058-02002	Sep-18	122	\$8,761
01058-02002	Oct-18	119	\$8,781
01058-02002	Nov-18	138	\$9,351
01058-02002	Dec-18	111	\$8,163
01058-02002	Jan-19	87	\$5,866
01058-02002	Feb-19	117	\$8,331
01058-02002	Mar-19	183	\$12,436
01058-02002	Apr-19	133	\$9,451
01058-02002	May-19	158	\$10,935
01058-02002	Jun-19	120	\$7,739
01058-02009	Jul-17	1	\$76
01058-02009	Aug-17	0	\$0
01058-02009	Sep-17	0	\$0
01058-02009	Oct-17	1	\$118
01058-02009	Nov-17	0	\$0
01058-02009	Dec-17	1	\$74
01058-02009	Jan-18	0	\$0
01058-02009	Feb-18	1	\$72
01058-02009	Mar-18	0	\$0
01058-02009	Apr-18	1	\$118
01058-02009	May-18	0	\$0
01058-02009	Jun-18	0	\$0
01058-02009	Jul-18	1	\$71
01058-02009	Aug-18	0	\$0
01058-02009	Sep-18	0	\$0
01058-02009	Oct-18	1	\$154



01058-02009	Nov-18	0	\$0
01058-02009	Dec-18	0	\$0
01058-02009	Jan-19	0	\$0
01058-02009	Feb-19	1	\$94
01058-02009	Mar-19	0	\$0
01058-02009	Apr-19	1	\$0
01058-02009	May-19	0	\$0
01058-02009	Jun-19	0	\$0
<b>Total</b>		<b>271,120</b>	<b>\$28,087,204</b>



## **DELTA DENTAL RISK FINANCIAL REPORT PACKAGE**

**WEST VIRGINIA PUBLIC EMPLOYEES INSURANCE AGENCY**  
**Group Number: 01058**

## TABLE OF CONTENTS

### WEST VIRGINIA PUBLIC EMPLOYEES INSURANCE AGENCY Group Number: 01058

Tab	Report Title
Summary	SUMMARY OF KEY STATISTICS
1	MONTHLY FINANCIAL EXPERIENCE
2	MONTHLY FINANCIAL EXPERIENCE BY DIVISION
Appendix A	PAID CLAIMS BY DIVISION

**DELTA DENTAL OF WEST VIRGINIA**  
**SUMMARY OF KEY STATISTICS**  
**WEST VIRGINIA PUBLIC EMPLOYEES INSURANCE AGENCY**  
**Group Number: 01058**

**Paid Period: January 1, 2017 - December 31, 2018 and Incurred Period: January 1, 2017 - December 31, 2017**  
**compared to Paid and Incurred Period: January 1, 2018 - December 31, 2018**

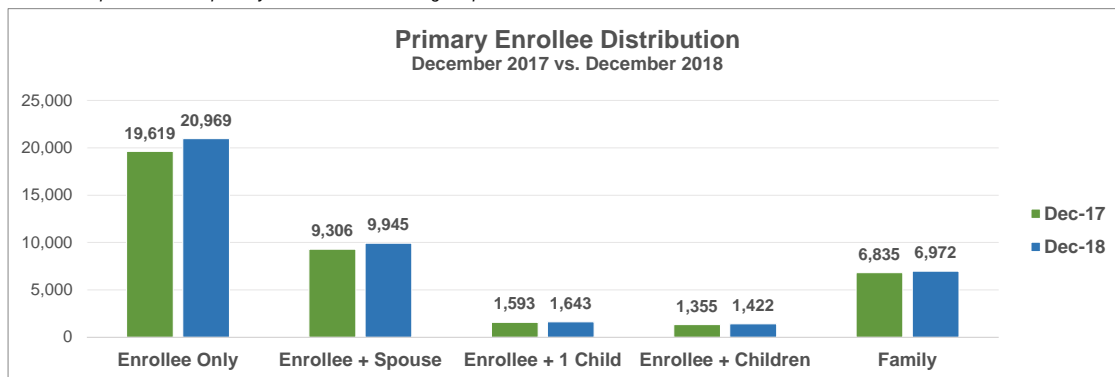
**Financial Summary**

- For incurred period ended December 31, 2018, the group had an average exposure of 39,767 primary enrollees. This represents a year / year increase of 4.4% from the previous period's average exposure of 38,099 primary enrollees.
- For the current period, incurred claims amounted to \$14,091,042, or 71.2% of premium, compared to \$13,397,290, or 71.3% of premium, during the previous period.
- During the current period, 49.0% of primary enrollees had enrolled dependents vs. 49.3% of primary enrollees during the previous period.

	Paid Period: 01/1/2017 - 12/31/2018 and Incurred Period: 01/1/2017 - 12/31/2017		Paid Period: 01/1/2018 - 12/31/2018 and Incurred Period: 01/1/2018 - 12/31/2018	
<i>Premium</i>	\$18,799,811	100.0%	\$19,786,811	100.0%
<i>Incurred Claims*</i>	\$13,397,290	71.3%	\$14,091,042	71.2%
<i>Exposure**</i>	457,190		477,207	
<i>Avg. Exposure</i>	38,099		39,767	
<i>Avg. Member Count</i>	71,842		74,313	

\* Includes estimate for incurred but unreported (IBUR).

\*\* Exposure = Total primary enrollee months during the period.



For more information regarding financial experience, please refer to tabs 1, 2 and Appendix A.



**DELTA DENTAL OF WEST VIRGINIA**  
**MONTHLY FINANCIAL EXPERIENCE**  
**WEST VIRGINIA PUBLIC EMPLOYEES INSURANCE AGENCY**  
**Group Number: 01058**

**Paid and Incurred Period: January 1, 2017 - December 31, 2018**

Date	Premium	Incurred Claims*	Enrollee Only	Enrollee + Spouse	Enrollee + 1 Child	Enrollee + Children	Family	Total Primary Enrollees	Adult Dependents	Child Dependents	Total Members
Jan-17	\$1,467,576	\$1,145,212	18,948	8,802	1,598	1,343	6,718	37,409	15,523	17,773	70,705
Feb-17	\$1,467,158	\$1,023,915	18,986	8,851	1,598	1,349	6,735	37,519	15,589	17,820	70,928
Mar-17	\$1,761,740	\$1,202,211	18,992	8,851	1,598	1,341	6,730	37,512	15,586	17,770	70,868
Apr-17	\$1,484,044	\$1,001,444	18,963	8,862	1,595	1,337	6,696	37,453	15,563	17,677	70,693
May-17	\$1,509,937	\$1,157,564	18,992	8,881	1,598	1,328	6,708	37,507	15,592	17,668	70,767
Jun-17	\$1,437,475	\$1,083,018	18,937	8,858	1,581	1,321	6,653	37,350	15,512	17,522	70,384
Jul-17	\$1,558,747	\$1,135,611	19,808	9,287	1,638	1,410	6,945	39,088	16,237	18,380	73,705
Aug-17	\$1,513,531	\$1,369,122	19,596	9,227	1,620	1,374	6,881	38,698	16,114	18,155	72,967
Sep-17	\$1,898,697	\$1,051,947	19,587	9,230	1,602	1,355	6,859	38,633	16,094	18,045	72,772
Oct-17	\$1,548,944	\$1,189,329	19,602	9,259	1,599	1,351	6,851	38,662	16,113	18,004	72,779
Nov-17	\$1,576,510	\$1,093,649	19,596	9,281	1,590	1,347	6,837	38,651	16,120	17,958	72,729
Dec-17	\$1,575,451	\$944,268	19,619	9,306	1,593	1,355	6,835	38,708	16,143	17,959	72,810
Jan-18	\$1,545,891	\$1,150,480	19,657	9,326	1,579	1,355	6,787	38,704	16,115	17,858	72,677
Feb-18	\$1,550,546	\$1,100,857	19,692	9,316	1,572	1,358	6,761	38,699	16,077	17,807	72,583
Mar-18	\$1,910,979	\$1,130,420	19,693	9,313	1,581	1,349	6,767	38,703	16,081	17,808	72,592
Apr-18	\$1,567,424	\$1,121,952	19,728	9,335	1,592	1,347	6,722	38,724	16,058	17,711	72,493
May-18	\$1,526,959	\$1,212,576	19,816	9,366	1,604	1,338	6,723	38,847	16,090	17,684	72,621
Jun-18	\$1,506,299	\$1,117,790	19,850	9,370	1,602	1,336	6,686	38,844	16,056	17,619	72,519
Jul-18	\$1,697,863	\$1,332,842	20,870	9,919	1,687	1,433	7,016	40,925	16,936	18,565	76,426
Aug-18	\$1,694,641	\$1,387,301	20,752	9,895	1,667	1,422	6,960	40,696	16,856	18,394	75,946
Sep-18	\$1,710,668	\$1,073,581	20,735	9,872	1,654	1,416	6,934	40,611	16,808	18,319	75,738
Oct-18	\$1,705,146	\$1,329,965	20,774	9,890	1,644	1,415	6,944	40,667	16,838	18,316	75,821
Nov-18	\$1,687,058	\$1,124,064	20,874	9,932	1,637	1,422	6,971	40,836	16,905	18,363	76,104
Dec-18	\$1,683,336	\$1,009,215	20,969	9,945	1,643	1,422	6,972	40,951	16,917	18,371	76,239
<b>Total</b>	<b>\$38,586,621</b>	<b>\$27,488,332</b>	<b>475,036</b>	<b>224,174</b>	<b>38,672</b>	<b>32,824</b>	<b>163,691</b>	<b>934,397</b>	<b>387,923</b>	<b>431,546</b>	<b>1,753,866</b>

Note: The number of primary enrollees may change to include retroactive additions and/or deletions in eligibility.

\* Includes estimate for incurred but unreported (IBUR).



**DELTA DENTAL OF WEST VIRGINIA**  
**MONTHLY FINANCIAL EXPERIENCE BY DIVISION**  
**WEST VIRGINIA PUBLIC EMPLOYEES INSURANCE AGENCY**  
**Group Number: 01058**

**Paid and Incurred Period: January 1, 2017 - December 31, 2018**

Group-Division	Date	Premium	Incurred Claims*	Enrollee Only	Enrollee + Spouse	Enrollee + 1 Child	Enrollee + Children	Family	Total Primary Enrollees	Adult Dependents	Child Dependents	Total Members
01058-00021	Mar-17	\$0	\$0	0	0	0	0	0	0	0	0	0
01058-00121	Dec-17	\$0	\$0	0	0	0	0	0	0	0	0	0
01058-01011	Jan-17	\$228,136	\$144,061	3,382	1,309	453	328	1,865	7,337	3,175	4,598	15,110
01058-01011	Feb-17	\$229,197	\$137,202	3,384	1,313	452	323	1,859	7,331	3,173	4,570	15,074
01058-01011	Mar-17	\$281,149	\$162,310	3,374	1,320	452	322	1,851	7,319	3,172	4,555	15,046
01058-01011	Apr-17	\$225,879	\$132,378	3,367	1,327	453	318	1,836	7,301	3,164	4,520	14,985
01058-01011	May-17	\$231,753	\$149,037	3,370	1,333	454	321	1,837	7,315	3,170	4,529	15,014
01058-01011	Jun-17	\$214,267	\$141,662	3,348	1,322	451	323	1,812	7,256	3,134	4,490	14,880
01058-01011	Jul-17	\$233,999	\$137,303	3,358	1,330	441	321	1,871	7,321	3,203	4,578	15,102
01058-01011	Aug-17	\$215,169	\$159,150	3,309	1,319	435	315	1,862	7,240	3,182	4,540	14,962
01058-01011	Sep-17	\$299,683	\$133,310	3,303	1,327	430	308	1,857	7,225	3,185	4,511	14,921
01058-01011	Oct-17	\$222,205	\$147,816	3,300	1,324	423	311	1,857	7,215	3,181	4,509	14,905
01058-01011	Nov-17	\$228,487	\$136,330	3,298	1,327	421	311	1,858	7,215	3,185	4,517	14,917
01058-01011	Dec-17	\$226,881	\$118,616	3,309	1,337	421	311	1,863	7,241	3,201	4,523	14,965
01058-01011	Jan-18	\$222,820	\$152,867	3,315	1,343	410	308	1,845	7,221	3,188	4,480	14,889
01058-01011	Feb-18	\$222,158	\$136,971	3,327	1,354	410	309	1,834	7,234	3,188	4,458	14,880
01058-01011	Mar-18	\$305,338	\$147,407	3,337	1,348	411	314	1,836	7,246	3,184	4,482	14,912
01058-01011	Apr-18	\$222,826	\$141,415	3,344	1,347	419	310	1,823	7,243	3,170	4,447	14,860
01058-01011	May-18	\$219,764	\$151,300	3,360	1,360	432	310	1,822	7,284	3,182	4,449	14,915
01058-01011	Jun-18	\$211,633	\$148,998	3,372	1,353	431	309	1,814	7,279	3,167	4,429	14,875
01058-01011	Jul-18	\$236,480	\$150,342	3,389	1,323	443	325	1,836	7,316	3,159	4,522	14,997
01058-01011	Aug-18	\$236,291	\$157,235	3,334	1,309	438	324	1,826	7,231	3,135	4,495	14,861
01058-01011	Sep-18	\$237,245	\$121,369	3,336	1,297	437	329	1,834	7,233	3,131	4,521	14,885
01058-01011	Oct-18	\$239,853	\$148,079	3,352	1,298	431	326	1,833	7,240	3,131	4,515	14,886
01058-01011	Nov-18	\$234,459	\$129,978	3,374	1,308	426	329	1,842	7,279	3,151	4,530	14,960
01058-01011	Dec-18	\$234,283	\$114,695	3,398	1,318	427	329	1,845	7,317	3,163	4,538	15,018
01058-01019	Jan-17	\$0	\$106	11	0	1	1	1	14	1	4	19
01058-01019	Feb-17	\$475	\$0	11	0	1	1	1	14	1	4	19
01058-01019	Mar-17	\$466	\$0	11	0	1	1	1	14	1	4	19
01058-01019	Apr-17	\$527	\$502	12	0	1	1	0	14	0	3	17
01058-01019	May-17	\$169	\$388	12	0	0	1	0	13	0	2	15
01058-01019	Jun-17	\$355	\$269	12	0	0	1	0	13	0	2	15
01058-01019	Jul-17	\$314	\$346	13	0	0	2	0	15	0	4	19
01058-01019	Aug-17	\$370	\$274	14	0	0	1	0	15	0	2	17
01058-01019	Sep-17	\$310	\$12	14	0	0	1	0	15	0	2	17
01058-01019	Oct-17	\$330	\$208	15	1	0	1	0	17	1	2	20
01058-01019	Nov-17	\$599	\$426	16	2	0	1	0	19	2	2	23
01058-01019	Dec-17	\$618	\$739	15	2	0	1	0	18	2	2	22
01058-01019	Jan-18	\$497	\$194	14	2	0	1	0	17	2	2	21
01058-01019	Feb-18	\$392	\$124	14	2	0	1	0	17	2	2	21
01058-01019	Mar-18	\$457	\$685	14	3	0	1	0	18	3	2	23
01058-01019	Apr-18	\$388	\$275	13	3	0	1	0	17	3	2	22
01058-01019	May-18	\$401	\$222	15	3	0	0	0	18	3	0	21
01058-01019	Jun-18	\$298	\$97	14	3	0	0	0	17	3	0	20

01058-01019	Jul-18	\$396	\$162	12	3	0	0	2	17	5	5	27
01058-01019	Aug-18	\$361	\$185	13	3	0	0	2	18	5	5	28
01058-01019	Sep-18	\$344	\$168	10	3	0	0	3	16	6	7	29
01058-01019	Oct-18	\$310	\$369	11	3	0	0	2	16	5	5	26
01058-01019	Nov-18	\$469	\$260	11	3	0	0	2	16	5	5	26
01058-01019	Dec-18	\$568	\$70	11	3	0	0	2	16	5	5	26
01058-01021	Jan-17	\$722,790	\$524,224	5,899	2,504	789	819	3,445	13,456	5,949	9,884	29,289
01058-01021	Feb-17	\$724,604	\$474,289	5,900	2,525	782	827	3,455	13,489	5,979	9,921	29,389
01058-01021	Mar-17	\$888,332	\$562,030	5,889	2,507	781	823	3,457	13,457	5,964	9,887	29,308
01058-01021	Apr-17	\$711,584	\$473,446	5,846	2,505	780	822	3,432	13,385	5,937	9,815	29,137
01058-01021	May-17	\$735,322	\$510,736	5,838	2,503	780	811	3,442	13,374	5,945	9,788	29,107
01058-01021	Jun-17	\$686,066	\$521,359	5,789	2,488	772	807	3,422	13,278	5,909	9,715	28,902
01058-01021	Jul-17	\$759,368	\$539,696	6,045	2,577	816	897	3,593	13,928	6,169	10,333	30,430
01058-01021	Aug-17	\$707,218	\$649,610	5,981	2,548	805	875	3,551	13,760	6,100	10,189	30,049
01058-01021	Sep-17	\$973,228	\$457,116	5,945	2,540	800	864	3,535	13,684	6,076	10,119	29,879
01058-01021	Oct-17	\$722,792	\$516,274	5,927	2,546	803	861	3,536	13,673	6,082	10,112	29,867
01058-01021	Nov-17	\$742,056	\$483,443	5,898	2,534	792	861	3,529	13,614	6,063	10,075	29,752
01058-01021	Dec-17	\$737,149	\$431,488	5,918	2,546	794	869	3,515	13,642	6,062	10,062	29,766
01058-01021	Jan-18	\$715,485	\$507,646	5,891	2,528	787	874	3,507	13,587	6,036	10,047	29,670
01058-01021	Feb-18	\$714,035	\$492,522	5,900	2,512	780	877	3,482	13,551	5,994	10,003	29,548
01058-01021	Mar-18	\$977,876	\$511,404	5,875	2,507	786	860	3,482	13,510	5,990	9,971	29,471
01058-01021	Apr-18	\$713,959	\$492,391	5,882	2,509	791	861	3,452	13,495	5,962	9,905	29,362
01058-01021	May-18	\$708,200	\$547,623	5,913	2,515	792	855	3,458	13,533	5,974	9,898	29,405
01058-01021	Jun-18	\$682,496	\$498,319	5,932	2,515	794	852	3,436	13,529	5,951	9,852	29,332
01058-01021	Jul-18	\$813,692	\$635,956	6,373	2,720	853	916	3,699	14,561	6,419	10,559	31,539
01058-01021	Aug-18	\$813,634	\$637,456	6,324	2,724	845	904	3,660	14,457	6,384	10,431	31,272
01058-01021	Sep-18	\$812,033	\$487,355	6,265	2,700	835	891	3,634	14,325	6,335	10,346	31,006
01058-01021	Oct-18	\$809,477	\$566,676	6,268	2,712	832	895	3,635	14,342	6,350	10,337	31,029
01058-01021	Nov-18	\$796,162	\$490,267	6,314	2,712	830	898	3,653	14,407	6,366	10,378	31,151
01058-01021	Dec-18	\$796,719	\$444,668	6,364	2,704	834	898	3,657	14,457	6,361	10,386	31,204
01058-01029	Jan-17	\$0	\$966	41	5	1	1	5	53	10	8	71
01058-01029	Feb-17	\$2,327	\$2,149	43	4	1	1	6	55	10	10	75
01058-01029	Mar-17	\$2,272	\$1,122	40	6	1	2	6	55	12	14	81
01058-01029	Apr-17	\$2,587	\$1,121	42	7	1	2	6	58	13	14	85
01058-01029	May-17	\$3,428	\$4,432	43	7	1	2	6	59	13	14	86
01058-01029	Jun-17	\$3,472	\$1,626	47	6	1	2	6	62	12	14	88
01058-01029	Jul-17	\$2,229	\$1,411	51	7	2	1	7	68	14	14	96
01058-01029	Aug-17	\$2,699	\$3,553	49	6	2	1	9	67	15	19	101
01058-01029	Sep-17	\$2,565	\$1,116	49	6	2	1	11	69	17	23	109
01058-01029	Oct-17	\$3,003	\$2,808	49	5	2	1	9	66	14	21	101
01058-01029	Nov-17	\$3,832	\$1,695	51	3	2	1	8	65	11	18	94
01058-01029	Dec-17	\$3,382	\$1,902	48	4	2	1	9	64	13	22	99
01058-01029	Jan-18	\$3,092	\$1,752	48	5	3	0	10	66	15	23	104
01058-01029	Feb-18	\$2,760	\$2,908	49	5	3	0	10	67	15	23	105
01058-01029	Mar-18	\$2,781	\$3,427	50	5	2	0	9	66	14	19	99
01058-01029	Apr-18	\$2,418	\$2,843	50	5	2	0	7	64	12	17	93
01058-01029	May-18	\$2,524	\$1,319	51	4	2	0	6	63	10	15	88
01058-01029	Jun-18	\$2,389	\$3,061	51	3	2	0	6	62	9	15	86
01058-01029	Jul-18	\$2,113	\$2,063	48	4	1	0	5	58	9	13	80
01058-01029	Aug-18	\$1,692	\$1,471	43	5	2	0	4	54	9	12	75
01058-01029	Sep-18	\$1,520	\$1,869	42	5	2	0	4	53	9	12	74
01058-01029	Oct-18	\$2,389	\$1,041	43	5	2	0	4	54	9	12	75
01058-01029	Nov-18	\$1,845	\$985	40	5	2	0	4	51	9	12	72
01058-01029	Dec-18	\$2,275	\$2,087	38	5	2	0	4	49	9	12	70
01058-01031	Jan-17	\$53,627	\$61,091	1,199	488	165	116	833	2,801	1,321	1,984	6,106
01058-01031	Feb-17	\$53,962	\$52,989	1,199	488	170	115	836	2,808	1,324	2,000	6,132

01058-01031	Mar-17	\$65,142	\$68,876	1,205	486	168	114	833	2,806	1,320	1,989	6,115
01058-01031	Apr-17	\$53,134	\$51,520	1,198	481	165	116	834	2,794	1,316	1,994	6,104
01058-01031	May-17	\$54,876	\$61,097	1,204	480	167	114	837	2,802	1,318	1,999	6,119
01058-01031	Jun-17	\$48,880	\$62,153	1,195	476	160	111	827	2,769	1,303	1,964	6,036
01058-01031	Jul-17	\$62,885	\$51,460	1,122	452	154	107	830	2,665	1,282	1,978	5,925
01058-01031	Aug-17	\$56,202	\$59,060	1,106	445	157	102	818	2,628	1,263	1,946	5,837
01058-01031	Sep-17	\$78,094	\$49,405	1,105	437	147	103	817	2,609	1,254	1,936	5,799
01058-01031	Oct-17	\$60,051	\$56,352	1,107	441	147	99	807	2,601	1,248	1,902	5,751
01058-01031	Nov-17	\$60,276	\$52,737	1,108	448	149	95	804	2,604	1,252	1,893	5,749
01058-01031	Dec-17	\$60,756	\$49,543	1,111	451	151	95	808	2,616	1,259	1,904	5,779
01058-01031	Jan-18	\$60,162	\$56,678	1,115	446	152	94	797	2,604	1,244	1,880	5,728
01058-01031	Feb-18	\$59,820	\$52,274	1,119	449	149	95	798	2,610	1,247	1,883	5,740
01058-01031	Mar-18	\$80,465	\$61,046	1,122	448	153	96	799	2,618	1,247	1,889	5,754
01058-01031	Apr-18	\$60,552	\$54,257	1,106	445	151	96	801	2,599	1,246	1,893	5,738
01058-01031	May-18	\$58,404	\$60,176	1,112	444	148	96	799	2,599	1,243	1,884	5,726
01058-01031	Jun-18	\$55,428	\$55,936	1,112	446	147	95	795	2,595	1,241	1,874	5,710
01058-01031	Jul-18	\$61,167	\$54,549	1,109	434	152	103	789	2,587	1,224	1,905	5,716
01058-01031	Aug-18	\$61,499	\$61,419	1,085	425	150	104	787	2,551	1,213	1,899	5,663
01058-01031	Sep-18	\$61,625	\$49,289	1,085	425	149	105	776	2,540	1,202	1,872	5,614
01058-01031	Oct-18	\$61,804	\$53,668	1,097	420	153	103	778	2,551	1,199	1,871	5,621
01058-01031	Nov-18	\$60,743	\$53,997	1,104	422	152	105	775	2,558	1,197	1,865	5,620
01058-01031	Dec-18	\$60,102	\$43,765	1,107	426	153	105	775	2,566	1,201	1,868	5,635
01058-01039	Jan-17	\$0	\$322	9	2	0	0	2	13	4	3	20
01058-01039	Feb-17	\$216	\$72	9	2	0	0	2	13	4	3	20
01058-01039	Mar-17	\$204	\$186	9	2	0	0	2	13	4	5	22
01058-01039	Apr-17	\$219	\$311	10	2	1	0	2	15	4	6	25
01058-01039	May-17	\$296	\$305	11	2	2	0	2	17	4	7	28
01058-01039	Jun-17	\$296	\$715	11	2	2	0	2	17	4	7	28
01058-01039	Jul-17	\$354	\$0	8	2	2	0	1	13	3	6	22
01058-01039	Aug-17	\$223	\$95	7	2	2	0	1	12	3	6	21
01058-01039	Sep-17	\$252	\$0	8	2	2	0	1	13	3	6	22
01058-01039	Oct-17	\$452	\$460	8	3	2	0	1	14	4	6	24
01058-01039	Nov-17	\$483	\$262	8	3	2	0	1	14	4	6	24
01058-01039	Dec-17	\$192	\$211	6	1	2	0	1	10	2	6	18
01058-01039	Jan-18	\$188	\$55	6	0	2	0	1	9	1	6	16
01058-01039	Feb-18	\$136	\$293	6	0	2	0	1	9	1	6	16
01058-01039	Mar-18	\$136	\$0	6	0	2	0	1	9	1	6	16
01058-01039	Apr-18	\$85	\$0	8	0	2	0	0	10	0	2	12
01058-01039	May-18	\$157	\$0	8	0	2	0	0	10	0	2	12
01058-01039	Jun-18	\$109	\$247	8	0	2	0	0	10	0	2	12
01058-01039	Jul-18	\$133	\$187	7	0	2	0	0	9	0	2	11
01058-01039	Aug-18	\$133	\$312	7	0	2	0	0	9	0	2	11
01058-01039	Sep-18	\$109	\$50	7	0	2	0	1	10	1	4	15
01058-01039	Oct-18	\$121	\$65	7	0	2	0	1	10	1	4	15
01058-01039	Nov-18	\$133	\$197	6	0	1	0	1	8	1	3	12
01058-01039	Dec-18	\$253	\$40	6	0	1	0	1	8	1	3	12
01058-01111	Jan-17	\$66,207	\$55,053	1,496	952	35	7	104	2,594	1,057	191	3,842
01058-01111	Feb-17	\$64,688	\$45,325	1,498	960	37	7	102	2,604	1,063	189	3,856
01058-01111	Mar-17	\$75,587	\$56,819	1,501	960	38	6	102	2,607	1,063	187	3,857
01058-01111	Apr-17	\$69,171	\$48,364	1,506	962	37	6	100	2,611	1,063	184	3,858
01058-01111	May-17	\$70,101	\$55,771	1,509	971	36	6	99	2,621	1,071	184	3,876
01058-01111	Jun-17	\$69,220	\$46,910	1,511	978	37	5	100	2,631	1,079	184	3,894
01058-01111	Jul-17	\$67,988	\$44,479	1,554	1,050	40	5	106	2,755	1,159	195	4,109
01058-01111	Aug-17	\$71,307	\$59,867	1,529	1,054	38	5	107	2,733	1,164	196	4,093
01058-01111	Sep-17	\$74,302	\$52,922	1,524	1,054	35	5	106	2,724	1,162	191	4,077
01058-01111	Oct-17	\$75,155	\$55,193	1,527	1,065	34	5	103	2,734	1,170	187	4,091



01058-01111	Nov-17	\$74,988	\$46,968	1,527	1,065	36	5	103	2,736	1,169	185	4,090
01058-01111	Dec-17	\$76,144	\$40,458	1,529	1,064	35	5	104	2,737	1,168	185	4,090
01058-01111	Jan-18	\$75,999	\$56,460	1,545	1,070	35	5	102	2,757	1,172	181	4,110
01058-01111	Feb-18	\$75,304	\$51,898	1,548	1,069	36	5	103	2,761	1,172	184	4,117
01058-01111	Mar-18	\$73,717	\$53,607	1,549	1,075	35	5	104	2,768	1,179	184	4,131
01058-01111	Apr-18	\$78,773	\$56,507	1,558	1,077	34	5	105	2,779	1,182	185	4,146
01058-01111	May-18	\$74,285	\$58,183	1,564	1,081	34	5	105	2,789	1,186	183	4,158
01058-01111	Jun-18	\$76,920	\$48,609	1,563	1,084	34	5	103	2,789	1,187	181	4,157
01058-01111	Jul-18	\$79,710	\$52,706	1,625	1,154	37	6	109	2,931	1,263	195	4,389
01058-01111	Aug-18	\$78,915	\$66,373	1,623	1,150	34	6	109	2,922	1,259	191	4,372
01058-01111	Sep-18	\$80,655	\$49,864	1,625	1,153	34	7	107	2,926	1,260	190	4,376
01058-01111	Oct-18	\$79,849	\$67,971	1,621	1,156	34	7	109	2,927	1,265	194	4,386
01058-01111	Nov-18	\$80,855	\$52,958	1,618	1,161	33	7	111	2,930	1,272	193	4,395
01058-01111	Dec-18	\$79,996	\$48,497	1,618	1,162	33	7	113	2,933	1,275	196	4,404
01058-01121	Jan-17	\$357,925	\$319,372	5,629	2,833	102	32	229	8,825	3,063	531	12,419
01058-01121	Feb-17	\$356,744	\$274,956	5,651	2,841	102	32	231	8,857	3,073	531	12,461
01058-01121	Mar-17	\$406,911	\$306,333	5,665	2,845	104	31	230	8,875	3,076	533	12,484
01058-01121	Apr-17	\$383,835	\$255,507	5,685	2,848	104	30	232	8,899	3,081	537	12,517
01058-01121	May-17	\$376,116	\$331,729	5,702	2,851	104	31	233	8,921	3,085	540	12,546
01058-01121	Jun-17	\$378,880	\$269,741	5,718	2,853	103	31	233	8,938	3,087	538	12,563
01058-01121	Jul-17	\$385,261	\$325,356	6,251	3,102	108	30	247	9,738	3,350	562	13,650
01058-01121	Aug-17	\$413,059	\$380,953	6,210	3,088	104	29	241	9,672	3,330	544	13,546
01058-01121	Sep-17	\$415,124	\$319,180	6,220	3,097	103	30	238	9,688	3,336	540	13,564
01058-01121	Oct-17	\$414,938	\$366,057	6,231	3,110	105	30	239	9,715	3,350	545	13,610
01058-01121	Nov-17	\$415,259	\$330,152	6,235	3,130	105	28	235	9,733	3,366	532	13,631
01058-01121	Dec-17	\$420,406	\$264,701	6,217	3,127	103	28	235	9,710	3,362	522	13,594
01058-01121	Jan-18	\$417,875	\$327,045	6,252	3,152	105	29	230	9,768	3,382	519	13,669
01058-01121	Feb-18	\$425,000	\$315,016	6,246	3,144	107	27	229	9,753	3,373	516	13,642
01058-01121	Mar-18	\$412,964	\$303,473	6,262	3,145	108	28	228	9,771	3,373	517	13,661
01058-01121	Apr-18	\$436,239	\$328,902	6,280	3,160	107	28	226	9,801	3,386	518	13,705
01058-01121	May-18	\$413,063	\$343,482	6,288	3,164	107	28	226	9,813	3,390	518	13,721
01058-01121	Jun-18	\$426,540	\$322,379	6,293	3,171	106	28	222	9,820	3,393	514	13,727
01058-01121	Jul-18	\$448,338	\$390,050	6,675	3,453	111	28	236	10,503	3,689	536	14,728
01058-01121	Aug-18	\$446,591	\$406,624	6,690	3,455	108	28	233	10,514	3,688	528	14,730
01058-01121	Sep-18	\$460,163	\$316,157	6,708	3,463	106	28	231	10,536	3,694	523	14,753
01058-01121	Oct-18	\$454,210	\$433,251	6,704	3,462	104	28	231	10,529	3,693	524	14,746
01058-01121	Nov-18	\$455,306	\$352,409	6,715	3,474	104	27	227	10,547	3,701	515	14,763
01058-01121	Dec-18	\$451,138	\$311,007	6,712	3,478	103	26	220	10,539	3,698	498	14,735
01058-01131	Jan-17	\$17,951	\$21,282	654	472	7	5	41	1,179	513	78	1,770
01058-01131	Feb-17	\$17,605	\$19,817	654	476	7	5	41	1,183	517	78	1,778
01058-01131	Mar-17	\$19,601	\$22,060	657	478	6	5	41	1,187	519	77	1,783
01058-01131	Apr-17	\$18,800	\$21,142	657	478	6	5	42	1,188	520	78	1,786
01058-01131	May-17	\$18,855	\$23,426	659	477	6	5	42	1,189	519	78	1,786
01058-01131	Jun-17	\$18,652	\$21,110	660	479	6	5	42	1,192	521	79	1,792
01058-01131	Jul-17	\$20,755	\$14,672	665	479	9	6	39	1,198	518	76	1,792
01058-01131	Aug-17	\$22,523	\$26,291	656	476	9	6	40	1,187	516	78	1,781
01058-01131	Sep-17	\$22,501	\$17,807	656	473	8	6	39	1,182	512	76	1,770
01058-01131	Oct-17	\$22,917	\$21,304	658	469	8	6	39	1,180	508	76	1,764
01058-01131	Nov-17	\$22,757	\$20,189	656	470	8	6	38	1,178	508	75	1,761
01058-01131	Dec-17	\$22,147	\$17,930	655	470	8	6	38	1,177	508	75	1,760
01058-01131	Jan-18	\$22,264	\$21,791	656	473	8	6	39	1,182	512	77	1,771
01058-01131	Feb-18	\$22,573	\$21,355	656	470	7	5	39	1,177	509	72	1,758
01058-01131	Mar-18	\$22,243	\$23,663	656	470	7	5	40	1,178	510	73	1,761
01058-01131	Apr-18	\$23,314	\$22,674	659	472	7	5	40	1,183	512	72	1,767
01058-01131	May-18	\$21,952	\$23,614	658	476	7	5	40	1,186	516	72	1,774
01058-01131	Jun-18	\$23,029	\$18,470	660	474	7	5	40	1,186	514	72	1,772

01058-01131	Jul-18	\$22,387	\$16,417	669	465	9	4	41	1,188	506	75	1,769
01058-01131	Aug-18	\$22,185	\$24,084	662	464	9	4	41	1,180	505	75	1,760
01058-01131	Sep-18	\$22,831	\$19,923	662	463	11	4	41	1,181	504	76	1,761
01058-01131	Oct-18	\$22,566	\$25,267	664	462	10	4	43	1,183	505	78	1,766
01058-01131	Nov-18	\$22,567	\$17,789	660	466	12	4	42	1,184	508	78	1,770
01058-01131	Dec-18	\$22,557	\$17,767	660	464	12	4	42	1,182	506	78	1,766
01058-02001	Jan-17	\$4,038	\$12,525	455	121	40	34	185	835	306	476	1,617
01058-02001	Feb-17	\$4,049	\$11,785	462	125	41	38	194	860	320	498	1,678
01058-02001	Mar-17	\$4,846	\$16,787	463	128	42	37	199	869	328	503	1,700
01058-02001	Apr-17	\$4,048	\$13,256	462	133	42	37	204	878	338	510	1,726
01058-02001	May-17	\$4,185	\$15,373	465	137	43	37	202	884	339	511	1,734
01058-02001	Jun-17	\$3,764	\$12,123	465	134	44	36	201	880	335	513	1,728
01058-02001	Jul-17	\$6,094	\$14,981	501	146	56	40	237	980	383	603	1,966
01058-02001	Aug-17	\$5,626	\$20,705	499	147	57	38	238	979	385	602	1,966
01058-02001	Sep-17	\$7,016	\$13,927	526	152	62	36	241	1,017	393	608	2,018
01058-02001	Oct-17	\$5,723	\$16,271	535	154	61	36	246	1,032	400	610	2,042
01058-02001	Nov-17	\$6,028	\$16,551	553	155	63	38	246	1,055	401	621	2,077
01058-02001	Dec-17	\$6,167	\$13,313	564	159	66	38	247	1,074	406	625	2,105
01058-02001	Jan-18	\$6,513	\$19,976	567	160	66	37	241	1,071	401	610	2,082
01058-02001	Feb-18	\$14,248	\$19,180	580	162	67	38	250	1,097	412	627	2,136
01058-02001	Mar-18	\$27,744	\$16,391	576	163	67	39	253	1,098	416	633	2,147
01058-02001	Apr-18	\$21,287	\$15,547	579	167	69	40	253	1,108	420	638	2,166
01058-02001	May-18	\$20,783	\$18,358	594	168	70	38	252	1,122	420	631	2,173
01058-02001	Jun-18	\$20,106	\$15,926	590	169	70	41	256	1,126	425	651	2,202
01058-02001	Jul-18	\$25,047	\$22,926	642	189	73	50	285	1,239	474	727	2,440
01058-02001	Aug-18	\$24,886	\$21,062	649	186	73	51	284	1,243	470	730	2,443
01058-02001	Sep-18	\$25,252	\$17,552	672	188	72	51	289	1,272	477	742	2,491
01058-02001	Oct-18	\$25,860	\$23,812	684	196	70	51	294	1,295	490	750	2,535
01058-02001	Nov-18	\$25,897	\$17,168	709	203	71	51	300	1,334	503	758	2,595
01058-02001	Dec-18	\$26,832	\$19,002	731	206	72	52	299	1,360	505	761	2,626
01058-02002	Jan-17	\$16,902	\$6,132	171	116	5	0	8	300	124	16	440
01058-02002	Feb-17	\$13,267	\$5,331	173	117	5	0	8	303	125	16	444
01058-02002	Mar-17	\$17,208	\$5,688	176	119	5	0	8	308	127	16	451
01058-02002	Apr-17	\$14,239	\$3,898	176	119	5	0	8	308	127	16	451
01058-02002	May-17	\$14,814	\$5,269	176	120	5	0	8	309	128	16	453
01058-02002	Jun-17	\$13,602	\$5,350	177	120	5	0	8	310	128	16	454
01058-02002	Jul-17	\$19,424	\$5,833	236	142	10	1	14	403	156	31	590
01058-02002	Aug-17	\$19,121	\$9,565	232	142	11	2	14	401	156	33	590
01058-02002	Sep-17	\$25,547	\$7,034	233	142	13	1	14	403	156	33	592
01058-02002	Oct-17	\$21,193	\$6,587	240	141	14	1	14	410	155	34	599
01058-02002	Nov-17	\$21,678	\$4,896	241	144	12	1	15	413	159	34	606
01058-02002	Dec-17	\$21,570	\$5,292	242	145	11	1	15	414	160	33	607
01058-02002	Jan-18	\$20,945	\$6,016	243	147	11	1	15	417	162	33	612
01058-02002	Feb-18	\$14,065	\$8,243	242	149	11	1	15	418	164	33	615
01058-02002	Mar-18	\$7,225	\$9,318	242	149	10	1	15	417	164	32	613
01058-02002	Apr-18	\$7,561	\$7,022	244	150	10	1	15	420	165	32	617
01058-02002	May-18	\$7,393	\$8,300	248	151	10	1	15	425	166	32	623
01058-02002	Jun-18	\$7,295	\$5,749	250	152	9	1	14	426	166	29	621
01058-02002	Jul-18	\$8,322	\$7,414	316	174	6	1	14	511	188	26	725
01058-02002	Aug-18	\$8,409	\$11,080	317	174	6	1	14	512	188	26	726
01058-02002	Sep-18	\$8,846	\$9,984	319	175	6	1	14	515	189	26	730
01058-02002	Oct-18	\$8,662	\$9,612	319	176	6	1	14	516	190	26	732
01058-02002	Nov-18	\$8,587	\$8,055	319	178	6	1	14	518	192	26	736
01058-02002	Dec-18	\$8,637	\$7,596	321	179	6	1	14	521	193	26	740
01058-02009	Jan-17	\$0	\$80	2	0	0	0	0	2	0	0	2
01058-02009	Feb-17	\$22	\$0	2	0	0	0	0	2	0	0	2

01058-02009	Mar-17	\$22	\$0	2	0	0	0	0	2	0	0	2
01058-02009	Apr-17	\$22	\$0	2	0	0	0	0	2	0	0	2
01058-02009	May-17	\$22	\$0	3	0	0	0	0	3	0	0	3
01058-02009	Jun-17	\$22	\$0	4	0	0	0	0	4	0	0	4
01058-02009	Jul-17	\$74	\$76	4	0	0	0	0	4	0	0	4
01058-02009	Aug-17	\$13	\$0	4	0	0	0	0	4	0	0	4
01058-02009	Sep-17	\$77	\$118	4	0	0	0	0	4	0	0	4
01058-02009	Oct-17	\$184	\$0	5	0	0	0	0	5	0	0	5
01058-02009	Nov-17	\$66	\$0	5	0	0	0	0	5	0	0	5
01058-02009	Dec-17	\$39	\$74	5	0	0	0	0	5	0	0	5
01058-02009	Jan-18	\$53	\$0	5	0	0	0	0	5	0	0	5
01058-02009	Feb-18	\$56	\$72	5	0	0	0	0	5	0	0	5
01058-02009	Mar-18	\$34	\$0	4	0	0	0	0	4	0	0	4
01058-02009	Apr-18	\$22	\$118	5	0	0	0	0	5	0	0	5
01058-02009	May-18	\$34	\$0	5	0	0	0	0	5	0	0	5
01058-02009	Jun-18	\$56	\$0	5	0	0	0	0	5	0	0	5
01058-02009	Jul-18	\$78	\$71	5	0	0	0	0	5	0	0	5
01058-02009	Aug-18	\$45	\$0	5	0	0	0	0	5	0	0	5
01058-02009	Sep-18	\$45	\$0	4	0	0	0	0	4	0	0	4
01058-02009	Oct-18	\$45	\$154	4	0	0	0	0	4	0	0	4
01058-02009	Nov-18	\$34	\$0	4	0	0	0	0	4	0	0	4
01058-02009	Dec-18	-\$22	\$20	3	0	0	0	0	3	0	0	3
<b>Total</b>		<b>\$38,586,621</b>	<b>\$27,488,332</b>	<b>475,036</b>	<b>224,174</b>	<b>38,672</b>	<b>32,824</b>	<b>163,691</b>	<b>934,397</b>	<b>387,923</b>	<b>431,546</b>	<b>1,753,866</b>

Note: The number of primary enrollees may change to include retroactive additions and/or deletions in eligibility.

\* Includes estimate for incurred but unreported (IBUR).



**DELTA DENTAL OF WEST VIRGINIA**  
**PAID CLAIMS BY DIVISION**  
**WEST VIRGINIA PUBLIC EMPLOYEES INSURANCE AGENCY**  
**Group Number: 01058**

**Paid Period: January 1, 2017 - December 31, 2018**

<b>Group- Division</b>	<b>Date</b>	<b>Number of Claims</b>	<b>Paid Amount</b>
01058-00021	Mar-17	1	\$0
01058-00121	Dec-17	1	\$0
01058-01011	Jan-17	1,610	\$129,095
01058-01011	Feb-17	1,612	\$139,899
01058-01011	Mar-17	2,013	\$171,034
01058-01011	Apr-17	1,550	\$130,984
01058-01011	May-17	1,543	\$135,088
01058-01011	Jun-17	1,950	\$162,968
01058-01011	Jul-17	1,628	\$127,621
01058-01011	Aug-17	1,649	\$131,696
01058-01011	Sep-17	1,968	\$170,656
01058-01011	Oct-17	1,634	\$135,246
01058-01011	Nov-17	1,513	\$129,103
01058-01011	Dec-17	1,866	\$150,694
01058-01011	Jan-18	1,413	\$117,617
01058-01011	Feb-18	1,727	\$146,222
01058-01011	Mar-18	2,101	\$169,687
01058-01011	Apr-18	1,605	\$135,909
01058-01011	May-18	1,613	\$139,905
01058-01011	Jun-18	2,009	\$175,322
01058-01011	Jul-18	1,500	\$120,915
01058-01011	Aug-18	2,100	\$178,017
01058-01011	Sep-18	1,455	\$126,848
01058-01011	Oct-18	1,462	\$124,755
01058-01011	Nov-18	1,810	\$146,654
01058-01011	Dec-18	1,572	\$121,807
01058-01019	Jan-17	1	\$44
01058-01019	Feb-17	1	\$68
01058-01019	Mar-17	0	\$0
01058-01019	Apr-17	6	\$540
01058-01019	May-17	2	\$150
01058-01019	Jun-17	2	\$238
01058-01019	Jul-17	4	\$376
01058-01019	Aug-17	5	\$253
01058-01019	Sep-17	2	\$98
01058-01019	Oct-17	4	\$208
01058-01019	Nov-17	4	\$296

01058-01019	Dec-17	4	\$254
01058-01019	Jan-18	11	\$983
01058-01019	Feb-18	1	\$65
01058-01019	Mar-18	5	\$585
01058-01019	Apr-18	2	\$44
01058-01019	May-18	8	\$350
01058-01019	Jun-18	4	\$178
01058-01019	Jul-18	1	\$44
01058-01019	Aug-18	5	\$293
01058-01019	Sep-18	1	\$121
01058-01019	Oct-18	6	\$522
01058-01019	Nov-18	5	\$138
01058-01019	Dec-18	2	\$158
01058-01021	Jan-17	4,071	\$457,854
01058-01021	Feb-17	4,043	\$472,740
01058-01021	Mar-17	5,360	\$650,198
01058-01021	Apr-17	4,029	\$459,149
01058-01021	May-17	3,977	\$458,484
01058-01021	Jun-17	5,057	\$550,387
01058-01021	Jul-17	4,165	\$486,709
01058-01021	Aug-17	4,646	\$533,837
01058-01021	Sep-17	4,959	\$626,718
01058-01021	Oct-17	4,255	\$492,167
01058-01021	Nov-17	4,046	\$445,427
01058-01021	Dec-17	4,728	\$532,445
01058-01021	Jan-18	3,794	\$423,774
01058-01021	Feb-18	4,262	\$484,482
01058-01021	Mar-18	5,341	\$622,548
01058-01021	Apr-18	4,092	\$478,591
01058-01021	May-18	4,173	\$500,380
01058-01021	Jun-18	4,793	\$541,163
01058-01021	Jul-18	4,034	\$514,285
01058-01021	Aug-18	5,730	\$722,879
01058-01021	Sep-18	4,062	\$505,825
01058-01021	Oct-18	4,097	\$497,324
01058-01021	Nov-18	4,974	\$580,342
01058-01021	Dec-18	4,149	\$484,048
01058-01029	Jan-17	14	\$1,749
01058-01029	Feb-17	12	\$1,396
01058-01029	Mar-17	20	\$2,361
01058-01029	Apr-17	12	\$1,318
01058-01029	May-17	16	\$2,117
01058-01029	Jun-17	20	\$3,175
01058-01029	Jul-17	22	\$1,557
01058-01029	Aug-17	16	\$1,248
01058-01029	Sep-17	25	\$2,934
01058-01029	Oct-17	11	\$1,284
01058-01029	Nov-17	14	\$1,447
01058-01029	Dec-17	19	\$2,355

01058-01029	Jan-18	13	\$2,080
01058-01029	Feb-18	22	\$3,798
01058-01029	Mar-18	29	\$2,859
01058-01029	Apr-18	28	\$2,900
01058-01029	May-18	12	\$1,986
01058-01029	Jun-18	20	\$2,885
01058-01029	Jul-18	16	\$1,571
01058-01029	Aug-18	20	\$2,807
01058-01029	Sep-18	14	\$1,377
01058-01029	Oct-18	14	\$1,643
01058-01029	Nov-18	16	\$1,005
01058-01029	Dec-18	14	\$1,547
01058-01031	Jan-17	758	\$57,620
01058-01031	Feb-17	679	\$50,200
01058-01031	Mar-17	950	\$72,581
01058-01031	Apr-17	721	\$54,660
01058-01031	May-17	711	\$53,498
01058-01031	Jun-17	913	\$72,105
01058-01031	Jul-17	615	\$44,798
01058-01031	Aug-17	716	\$53,524
01058-01031	Sep-17	782	\$60,443
01058-01031	Oct-17	723	\$54,219
01058-01031	Nov-17	672	\$49,997
01058-01031	Dec-17	779	\$59,565
01058-01031	Jan-18	622	\$46,030
01058-01031	Feb-18	685	\$53,578
01058-01031	Mar-18	868	\$67,274
01058-01031	Apr-18	676	\$51,394
01058-01031	May-18	694	\$54,349
01058-01031	Jun-18	808	\$64,658
01058-01031	Jul-18	650	\$49,271
01058-01031	Aug-18	885	\$68,065
01058-01031	Sep-18	619	\$46,623
01058-01031	Oct-18	621	\$50,248
01058-01031	Nov-18	766	\$55,997
01058-01031	Dec-18	629	\$45,322
01058-01039	Jan-17	2	\$232
01058-01039	Feb-17	2	\$162
01058-01039	Mar-17	3	\$226
01058-01039	Apr-17	4	\$276
01058-01039	May-17	3	\$292
01058-01039	Jun-17	7	\$612
01058-01039	Jul-17	1	\$36
01058-01039	Aug-17	1	\$95
01058-01039	Sep-17	0	\$0
01058-01039	Oct-17	4	\$327
01058-01039	Nov-17	3	\$352
01058-01039	Dec-17	6	\$401
01058-01039	Jan-18	1	\$55

01058-01039	Feb-18	2	\$172
01058-01039	Mar-18	4	\$121
01058-01039	Apr-18	0	\$0
01058-01039	May-18	0	\$0
01058-01039	Jun-18	2	\$154
01058-01039	Jul-18	2	\$200
01058-01039	Aug-18	3	\$392
01058-01039	Sep-18	2	\$50
01058-01039	Oct-18	0	\$0
01058-01039	Nov-18	0	\$0
01058-01039	Dec-18	4	\$242
01058-01111	Jan-17	615	\$44,222
01058-01111	Feb-17	624	\$49,782
01058-01111	Mar-17	831	\$64,175
01058-01111	Apr-17	599	\$43,801
01058-01111	May-17	658	\$49,631
01058-01111	Jun-17	755	\$54,613
01058-01111	Jul-17	577	\$42,017
01058-01111	Aug-17	655	\$51,445
01058-01111	Sep-17	801	\$61,805
01058-01111	Oct-17	730	\$54,803
01058-01111	Nov-17	661	\$47,630
01058-01111	Dec-17	693	\$50,454
01058-01111	Jan-18	541	\$39,565
01058-01111	Feb-18	675	\$51,582
01058-01111	Mar-18	810	\$62,922
01058-01111	Apr-18	731	\$53,834
01058-01111	May-18	723	\$53,363
01058-01111	Jun-18	773	\$58,531
01058-01111	Jul-18	609	\$44,471
01058-01111	Aug-18	898	\$69,381
01058-01111	Sep-18	675	\$46,572
01058-01111	Oct-18	756	\$55,839
01058-01111	Nov-18	892	\$65,298
01058-01111	Dec-18	689	\$51,284
01058-01121	Jan-17	2,249	\$259,367
01058-01121	Feb-17	2,460	\$281,634
01058-01121	Mar-17	3,067	\$340,285
01058-01121	Apr-17	2,393	\$258,483
01058-01121	May-17	2,634	\$283,416
01058-01121	Jun-17	2,947	\$314,572
01058-01121	Jul-17	2,430	\$269,975
01058-01121	Aug-17	2,715	\$325,064
01058-01121	Sep-17	3,282	\$390,089
01058-01121	Oct-17	2,840	\$348,743
01058-01121	Nov-17	2,759	\$318,259
01058-01121	Dec-17	3,126	\$363,161
01058-01121	Jan-18	2,064	\$241,343
01058-01121	Feb-18	2,814	\$311,756

01058-01121	Mar-18	3,501	\$385,541
01058-01121	Apr-18	2,679	\$288,899
01058-01121	May-18	2,870	\$316,056
01058-01121	Jun-18	3,283	\$366,877
01058-01121	Jul-18	2,545	\$318,910
01058-01121	Aug-18	3,778	\$453,030
01058-01121	Sep-18	2,717	\$318,755
01058-01121	Oct-18	2,949	\$344,410
01058-01121	Nov-18	3,643	\$424,702
01058-01121	Dec-18	2,928	\$334,162
01058-01131	Jan-17	264	\$19,304
01058-01131	Feb-17	299	\$20,782
01058-01131	Mar-17	340	\$23,905
01058-01131	Apr-17	279	\$19,238
01058-01131	May-17	302	\$21,346
01058-01131	Jun-17	342	\$23,257
01058-01131	Jul-17	252	\$15,741
01058-01131	Aug-17	278	\$19,281
01058-01131	Sep-17	375	\$23,249
01058-01131	Oct-17	299	\$19,587
01058-01131	Nov-17	314	\$20,473
01058-01131	Dec-17	323	\$23,119
01058-01131	Jan-18	219	\$15,903
01058-01131	Feb-18	304	\$20,406
01058-01131	Mar-18	404	\$28,912
01058-01131	Apr-18	303	\$21,595
01058-01131	May-18	293	\$20,747
01058-01131	Jun-18	362	\$23,764
01058-01131	Jul-18	228	\$14,804
01058-01131	Aug-18	351	\$24,068
01058-01131	Sep-18	300	\$19,504
01058-01131	Oct-18	302	\$20,562
01058-01131	Nov-18	358	\$21,848
01058-01131	Dec-18	271	\$17,159
01058-02001	Jan-17	134	\$9,739
01058-02001	Feb-17	183	\$13,328
01058-02001	Mar-17	208	\$17,450
01058-02001	Apr-17	158	\$12,274
01058-02001	May-17	144	\$12,323
01058-02001	Jun-17	195	\$15,886
01058-02001	Jul-17	144	\$10,982
01058-02001	Aug-17	216	\$18,664
01058-02001	Sep-17	237	\$18,114
01058-02001	Oct-17	204	\$14,465
01058-02001	Nov-17	183	\$14,405
01058-02001	Dec-17	243	\$18,607
01058-02001	Jan-18	162	\$13,950
01058-02001	Feb-18	261	\$20,490
01058-02001	Mar-18	297	\$20,834



01058-02001	Apr-18	196	\$14,710
01058-02001	May-18	192	\$14,976
01058-02001	Jun-18	245	\$19,600
01058-02001	Jul-18	227	\$17,950
01058-02001	Aug-18	324	\$25,511
01058-02001	Sep-18	221	\$17,242
01058-02001	Oct-18	235	\$18,255
01058-02001	Nov-18	289	\$21,104
01058-02001	Dec-18	246	\$19,487
01058-02002	Jan-17	76	\$5,434
01058-02002	Feb-17	72	\$4,271
01058-02002	Mar-17	107	\$6,853
01058-02002	Apr-17	69	\$3,519
01058-02002	May-17	79	\$5,192
01058-02002	Jun-17	85	\$6,108
01058-02002	Jul-17	70	\$4,452
01058-02002	Aug-17	93	\$6,593
01058-02002	Sep-17	113	\$8,952
01058-02002	Oct-17	102	\$6,811
01058-02002	Nov-17	96	\$5,899
01058-02002	Dec-17	93	\$5,773
01058-02002	Jan-18	71	\$4,986
01058-02002	Feb-18	96	\$6,616
01058-02002	Mar-18	169	\$11,959
01058-02002	Apr-18	89	\$6,339
01058-02002	May-18	120	\$7,657
01058-02002	Jun-18	112	\$7,278
01058-02002	Jul-18	88	\$6,031
01058-02002	Aug-18	170	\$11,172
01058-02002	Sep-18	122	\$8,761
01058-02002	Oct-18	119	\$8,781
01058-02002	Nov-18	138	\$9,351
01058-02002	Dec-18	111	\$8,163
01058-02009	Jan-17	1	\$80
01058-02009	Feb-17	0	\$0
01058-02009	Mar-17	0	\$0
01058-02009	Apr-17	1	\$98
01058-02009	May-17	0	\$0
01058-02009	Jun-17	0	\$0
01058-02009	Jul-17	1	\$76
01058-02009	Aug-17	0	\$0
01058-02009	Sep-17	0	\$0
01058-02009	Oct-17	1	\$118
01058-02009	Nov-17	0	\$0
01058-02009	Dec-17	1	\$74
01058-02009	Jan-18	0	\$0
01058-02009	Feb-18	1	\$72
01058-02009	Mar-18	0	\$0
01058-02009	Apr-18	1	\$118

01058-02009	May-18	0	\$0
01058-02009	Jun-18	0	\$0
01058-02009	Jul-18	1	\$71
01058-02009	Aug-18	0	\$0
01058-02009	Sep-18	0	\$0
01058-02009	Oct-18	1	\$154
01058-02009	Nov-18	0	\$0
01058-02009	Dec-18	0	\$0
<b>Total</b>		<b>266,464</b>	<b>\$27,526,523</b>



## **DELTA DENTAL RISK REPORT PACKAGE**

**WEST VIRGINIA PUBLIC EMPLOYEES INSURANCE AGENCY**  
**Group Number: 01058**

## TABLE OF CONTENTS

### WEST VIRGINIA PUBLIC EMPLOYEES INSURANCE AGENCY Group Number: 01058

Tab	Report Title
Summary	SUMMARY OF KEY STATISTICS
1	MONTHLY FINANCIAL EXPERIENCE
2	MONTHLY FINANCIAL EXPERIENCE BY DIVISION
3	NETWORK UTILIZATION REPORT BY APPROVED AMOUNT (Excluding Orthodontics)
4	DISTRIBUTION OF SERVICES BY APPROVED AMOUNT AND NUMBER OF PROCEDURES BY NETWORK (Excluding Orthodontics)
5	COST SAVINGS REPORT (Excluding Orthodontics)
6	DOLLAR-BANDED UTILIZATION REPORT (Excluding Orthodontics)
Appendix A	PAID CLAIMS BY DIVISION

**DELTA DENTAL OF WEST VIRGINIA**  
**SUMMARY OF KEY STATISTICS**  
**WEST VIRGINIA PUBLIC EMPLOYEES INSURANCE AGENCY**  
**Group Number: 01058**

**Paid Period: July 1, 2015 - June 30, 2017 and Incurred Period: July 1, 2015 - June 30, 2016**  
**compared to Paid and Incurred Period: July 1, 2016 - June 30, 2017**

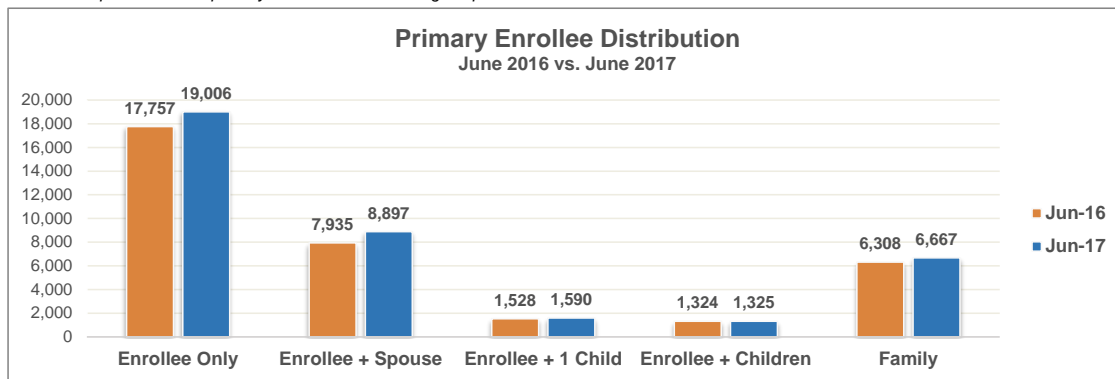
**Financial Summary**

- For incurred period ended June 30, 2017, the group had an average exposure of 37,430 primary enrollees. This represents a year / year increase of 7.8% from the previous period's average exposure of 34,721 primary enrollees.
- Total plan costs were \$18,456,055, or 100.2% of premium, of which \$5,294,689 (28.8% of premium) was for administration and \$13,161,366 was for incurred claims; the premium for the period amounted to \$18,413,773.
- During the current period, 49.3% of primary enrollees had enrolled dependents vs. 49.2% of primary enrollees during the previous period.

	Paid Period: 07/1/2015 - 06/30/2017 and Incurred Period: 07/1/2015 - 06/30/2016		Paid Period: 07/1/2016 - 06/30/2017 and Incurred Period: 07/1/2016 - 06/30/2017	
<i>Premium</i>	\$17,738,104	100.0%	\$18,413,773	100.0%
<i>Administration</i>	\$5,056,441	28.5%	\$5,294,689	28.8%
<i>Incurred Claims*</i>	\$12,242,301	69.0%	\$13,161,366	71.5%
<b>Total Plan Costs</b>	<b>\$17,298,742</b>	<b>97.5%</b>	<b>\$18,456,055</b>	<b>100.2%</b>
<i>Exposure**</i>	416,656		449,163	
<i>Avg. Exposure</i>	34,721		37,430	
<i>Avg. Member Count</i>	65,921		70,764	

\* Includes estimate for incurred but unreported (IBUR).

\*\* Exposure = Total primary enrollee months during the period.



For more information regarding financial experience, please refer to tabs 1, 2 and Appendix A.



**DELTA DENTAL OF WEST VIRGINIA  
SUMMARY OF KEY STATISTICS  
WEST VIRGINIA PUBLIC EMPLOYEES INSURANCE AGENCY  
Group Number: 01058**

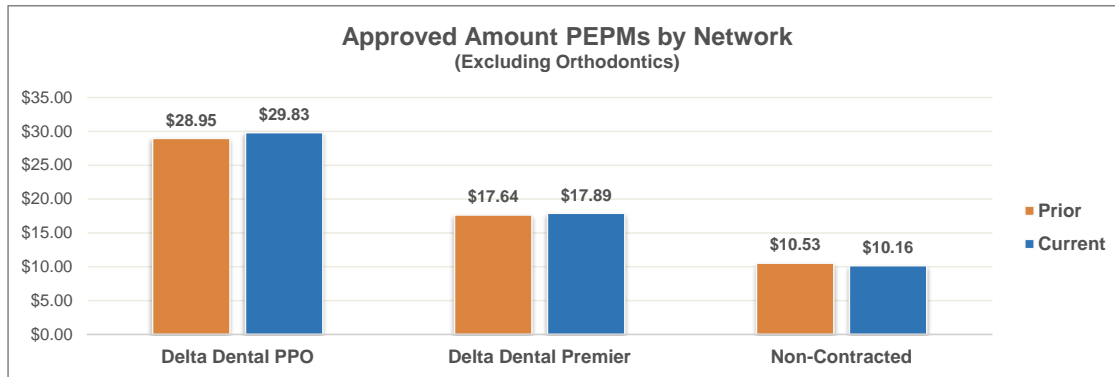
**Paid Period: July 1, 2015 - June 30, 2016 compared to July 1, 2016 - June 30, 2017**

**Network Utilization Summary**

- For claims paid July 1, 2016 - June 30, 2017, in total, 89.0% of approved procedures (82.4% of approved amounts) were performed by a PPO or Premier provider.
- This is in-line with the statewide combined Delta Dental PPO and Premier provider benchmark of 89.3% for approved procedures.
- For services rendered in the current period, 56.9% of approved procedures were performed by a Delta Dental PPO provider; This is in-line with our statewide benchmark of 56.3%.
- The benefit of choosing a Delta Dental PPO or Premier provider is to maximize provider discounts. During the period a total of \$8,653,090 (23.9% of total submitted) was saved due to provider discounts.

Network Utilization by Approved Amount (Excluding Orthodontics)				
	07/01/2015-06/30/2016		07/01/2016-06/30/2017	
		Benchmark		Benchmark
Delta Dental PPO	50.7%	50.0%	51.5%	51.2%
Delta Dental Premier	30.9%	31.8%	30.9%	31.7%
Non-Contracted	18.4%	18.2%	17.6%	17.0%

Network Utilization by Approved Procedures (Excluding Orthodontics)				
	07/01/2015-06/30/2016		07/01/2016-06/30/2017	
		Benchmark		Benchmark
Delta Dental PPO	56.2%	55.0%	56.9%	56.3%
Delta Dental Premier	32.0%	33.1%	32.2%	33.0%
Non-Contracted	11.8%	11.9%	11.0%	10.7%



Note: Benchmarks based on statewide averages. Results may vary due to benefit design, industry, age and area location.

For more information regarding network utilization, please refer to tabs 3 through 5.

**DELTA DENTAL OF WEST VIRGINIA**  
**SUMMARY OF KEY STATISTICS**  
**WEST VIRGINIA PUBLIC EMPLOYEES INSURANCE AGENCY**  
**Group Number: 01058**

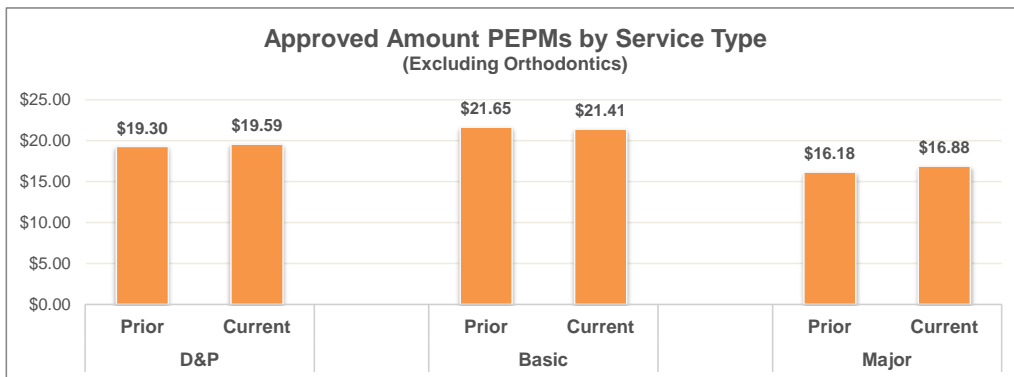
**Paid Period: July 1, 2015 - June 30, 2016 compared to July 1, 2016 - June 30, 2017**

**Procedure Utilization Summary**

- For period ended June 30, 2017, 73.5% of approved procedures (33.8% of approved dollars) came from D&P services; which are in-line with our Book of Business benchmarks of 73.8% and 34.6% for approved procedures and dollars, respectively.
- Compared to normative benchmarks, in total, approved amount utilization for Major services exceeded our Book of Business benchmarks, while utilization for D&P and Basic services fell below our benchmarks for the current period.
- During the current period, there were 46,101 utilizers of D&P services. Compared to the average member count, 65.1% of members utilized D&P services during the period.

Procedure Utilization by Approved Amount (Excluding Orthodontics)				
	07/01/2015-06/30/2016		07/01/2016-06/30/2017	
		Benchmark		Benchmark
D&P	33.8%	34.1%	33.8%	34.6%
Basic	37.9%	38.5%	37.0%	37.5%
Major	28.3%	27.4%	29.2%	28.0%

Procedure Utilizers				
	07/01/2015-06/30/2016		07/01/2016-06/30/2017	
	Utilizers	% of Paid	Utilizers	% of Paid
D&P	42,782	51.6%	46,101	52.5%
Basic	20,768	32.1%	22,529	31.8%
Major	6,545	13.4%	7,180	13.3%
Ortho	870	2.9%	842	2.5%
Total Unique	44,301	100.0%	47,713	100.0%



Note: Benchmark based on book of business averages. Results may vary due to benefit design, industry, age and area location.

For more information regarding procedure utilization, please refer to tabs 4 through 6.



**DELTA DENTAL OF WEST VIRGINIA**  
**MONTHLY FINANCIAL EXPERIENCE**  
**WEST VIRGINIA PUBLIC EMPLOYEES INSURANCE AGENCY**  
**Group Number: 01058**

**Paid and Incurred Period: July 1, 2015 - June 30, 2017**

Date	Premium	Administration	Incurred Claims*	Enrollee Only	Enrollee + Spouse	Enrollee + 1 Child	Enrollee + Children	Family	Total Primary Enrollees	Adult Dependents	Child Dependents	Total Members
Jul-15	\$1,447,347	\$412,583	\$1,179,299	17,685	7,828	1,567	1,394	6,330	34,804	14,163	17,183	66,150
Aug-15	\$1,422,188	\$405,410	\$1,097,663	17,549	7,790	1,539	1,378	6,300	34,556	14,098	17,051	65,705
Sep-15	\$1,467,945	\$418,454	\$1,019,278	17,552	7,805	1,525	1,374	6,311	34,567	14,121	17,030	65,718
Oct-15	\$1,569,133	\$447,298	\$1,031,461	17,554	7,820	1,519	1,361	6,333	34,587	14,157	17,038	65,782
Nov-15	\$1,473,697	\$420,093	\$930,051	17,599	7,864	1,517	1,365	6,334	34,679	14,204	17,032	65,915
Dec-15	\$1,469,364	\$418,858	\$937,483	17,634	7,872	1,518	1,365	6,334	34,723	14,213	17,022	65,958
Jan-16	\$1,481,493	\$422,318	\$934,993	17,618	7,875	1,521	1,352	6,320	34,686	14,200	16,956	65,842
Feb-16	\$1,470,728	\$419,247	\$1,002,599	17,625	7,865	1,509	1,343	6,323	34,665	14,194	16,936	65,795
Mar-16	\$1,484,928	\$423,295	\$1,111,746	17,672	7,905	1,509	1,336	6,337	34,759	14,246	16,952	65,957
Apr-16	\$1,498,944	\$427,290	\$946,021	17,745	7,930	1,518	1,336	6,341	34,870	14,278	16,971	66,119
May-16	\$1,515,957	\$432,140	\$1,020,779	17,766	7,946	1,529	1,328	6,339	34,908	14,290	16,955	66,153
Jun-16	\$1,436,378	\$409,455	\$1,030,927	17,757	7,935	1,528	1,324	6,308	34,852	14,245	16,864	65,961
Jul-16	\$1,396,756	\$401,618	\$1,064,783	18,896	8,653	1,622	1,386	6,735	37,292	15,394	18,012	70,698
Aug-16	\$1,462,873	\$420,634	\$1,293,412	18,897	8,641	1,604	1,374	6,712	37,228	15,356	17,905	70,489
Sep-16	\$1,728,331	\$496,962	\$1,039,512	19,057	8,717	1,617	1,391	6,810	37,592	15,529	18,137	71,258
Oct-16	\$1,490,760	\$428,653	\$1,085,444	18,991	8,719	1,595	1,377	6,766	37,448	15,485	17,964	70,897
Nov-16	\$1,500,934	\$431,580	\$1,076,661	18,942	8,724	1,593	1,360	6,739	37,358	15,463	17,855	70,676
Dec-16	\$1,496,351	\$430,260	\$959,173	18,909	8,745	1,591	1,346	6,712	37,303	15,457	17,782	70,542
Jan-17	\$1,467,576	\$421,988	\$1,138,552	18,950	8,801	1,600	1,343	6,718	37,412	15,520	17,772	70,704
Feb-17	\$1,467,157	\$421,866	\$1,023,051	18,989	8,849	1,600	1,349	6,735	37,522	15,586	17,818	70,926
Mar-17	\$1,761,473	\$506,493	\$1,189,526	18,996	8,849	1,601	1,341	6,731	37,518	15,584	17,771	70,873
Apr-17	\$1,545,900	\$444,508	\$991,857	18,974	8,861	1,598	1,336	6,697	37,466	15,562	17,671	70,699
May-17	\$1,545,236	\$444,317	\$1,151,918	19,016	8,885	1,601	1,329	6,708	37,539	15,595	17,667	70,801
Jun-17	\$1,550,426	\$445,809	\$1,147,476	19,006	8,897	1,590	1,325	6,667	37,485	15,564	17,561	70,610
<b>Total</b>	<b>\$36,151,877</b>	<b>\$10,351,130</b>	<b>\$25,403,667</b>	<b>439,379</b>	<b>199,776</b>	<b>37,511</b>	<b>32,513</b>	<b>156,640</b>	<b>865,819</b>	<b>356,504</b>	<b>417,905</b>	<b>1,640,228</b>

Note: The number of primary enrollees may change to include retroactive additions and/or deletions in eligibility.

\* Includes estimate for incurred but unreported (IBUR).





**DELTA DENTAL OF WEST VIRGINIA**  
**MONTHLY FINANCIAL EXPERIENCE BY DIVISION**  
**WEST VIRGINIA PUBLIC EMPLOYEES INSURANCE AGENCY**  
**Group Number: 01058**

**Paid and Incurred Period: July 1, 2015 - June 30, 2017**

Group-Division	Date	Premium	Administration	Incurred Claims*	Enrollee Only	Enrollee + Spouse	Enrollee + 1 Child	Enrollee + Children	Family	Total Primary Enrollees	Adult Dependents	Child Dependents	Total Members
01058-00011	Dec-16	\$0	\$0	\$0	0	0	0	0	0	0	0	0	0
01058-00021	May-16	\$0	\$0	\$0	0	0	0	0	0	0	0	0	0
01058-00021	Mar-17	\$0	\$0	\$0	0	0	0	0	0	0	0	0	0
01058-01011	Jul-15	\$244,834	\$69,802	\$145,754	3,473	1,258	455	359	1,814	7,359	3,074	4,593	15,026
01058-01011	Aug-15	\$235,925	\$67,262	\$146,276	3,398	1,238	445	348	1,797	7,226	3,037	4,527	14,790
01058-01011	Sep-15	\$243,031	\$69,288	\$139,620	3,387	1,244	441	349	1,810	7,231	3,056	4,541	14,828
01058-01011	Oct-15	\$265,291	\$75,634	\$147,528	3,392	1,250	441	349	1,823	7,255	3,075	4,568	14,898
01058-01011	Nov-15	\$229,354	\$65,389	\$135,746	3,397	1,247	445	354	1,825	7,268	3,074	4,588	14,930
01058-01011	Dec-15	\$247,251	\$70,491	\$135,945	3,416	1,247	448	356	1,828	7,295	3,078	4,607	14,980
01058-01011	Jan-16	\$243,749	\$69,493	\$137,783	3,414	1,250	445	352	1,822	7,283	3,075	4,579	14,937
01058-01011	Feb-16	\$245,707	\$70,051	\$146,930	3,421	1,245	442	351	1,820	7,279	3,068	4,572	14,919
01058-01011	Mar-16	\$247,160	\$70,465	\$154,636	3,419	1,261	439	350	1,822	7,291	3,085	4,570	14,946
01058-01011	Apr-16	\$249,719	\$71,195	\$129,235	3,439	1,260	442	349	1,831	7,321	3,093	4,579	14,993
01058-01011	May-16	\$255,517	\$72,848	\$143,949	3,433	1,267	449	349	1,829	7,327	3,098	4,577	15,002
01058-01011	Jun-16	\$229,528	\$65,438	\$144,790	3,439	1,268	450	349	1,822	7,328	3,091	4,566	14,985
01058-01011	Jul-16	\$218,742	\$62,906	\$136,907	3,440	1,306	456	334	1,846	7,382	3,153	4,583	15,118
01058-01011	Aug-16	\$225,511	\$64,851	\$166,808	3,456	1,300	453	332	1,842	7,383	3,142	4,566	15,091
01058-01011	Sep-16	\$280,351	\$80,622	\$130,722	3,492	1,316	458	338	1,869	7,473	3,185	4,627	15,285
01058-01011	Oct-16	\$229,184	\$65,907	\$138,837	3,456	1,312	454	338	1,863	7,423	3,175	4,608	15,206
01058-01011	Nov-16	\$230,460	\$66,275	\$147,520	3,430	1,304	453	335	1,866	7,388	3,170	4,610	15,168
01058-01011	Dec-16	\$231,333	\$66,525	\$127,803	3,403	1,307	448	332	1,857	7,347	3,164	4,587	15,098
01058-01011	Jan-17	\$228,136	\$65,606	\$141,322	3,386	1,309	453	328	1,864	7,340	3,174	4,595	15,109
01058-01011	Feb-17	\$229,197	\$65,911	\$137,846	3,389	1,313	452	323	1,858	7,335	3,172	4,566	15,073
01058-01011	Mar-17	\$281,125	\$80,844	\$159,819	3,379	1,321	452	322	1,850	7,324	3,172	4,551	15,047
01058-01011	Apr-17	\$239,309	\$68,819	\$128,760	3,376	1,327	453	318	1,835	7,309	3,163	4,516	14,988
01058-01011	May-17	\$239,333	\$68,826	\$147,185	3,382	1,332	454	322	1,836	7,326	3,168	4,530	15,024
01058-01011	Jun-17	\$239,500	\$68,874	\$155,117	3,368	1,326	452	325	1,818	7,289	3,144	4,506	14,939
01058-01019	Jul-15	\$704	\$201	\$0	5	2	0	2	3	12	5	9	26
01058-01019	Aug-15	\$1,164	\$332	\$181	6	2	0	2	2	12	4	6	22
01058-01019	Sep-15	\$384	\$110	\$892	6	2	0	2	3	13	5	8	26
01058-01019	Oct-15	\$424	\$121	\$1,956	8	2	0	1	3	14	5	6	25
01058-01019	Nov-15	\$667	\$190	\$1,380	6	2	1	1	2	12	4	6	22
01058-01019	Dec-15	\$349	\$99	\$1,334	6	2	1	1	2	12	4	6	22
01058-01019	Jan-16	\$463	\$132	\$546	6	2	1	1	2	12	4	5	21
01058-01019	Feb-16	\$424	\$121	\$554	6	2	1	1	2	12	4	5	21
01058-01019	Mar-16	\$510	\$145	\$465	8	2	1	1	2	14	4	5	23
01058-01019	Apr-16	\$434	\$124	\$493	9	3	1	1	2	16	5	5	26
01058-01019	May-16	\$358	\$102	\$278	10	3	1	1	2	17	5	5	27
01058-01019	Jun-16	\$5,686	\$1,621	\$232	12	2	1	1	2	18	4	5	27
01058-01019	Jul-16	\$0	\$0	\$928	11	2	1	1	1	16	3	4	23
01058-01019	Aug-16	\$0	\$0	\$37	11	2	1	1	1	16	3	4	23
01058-01019	Sep-16	\$131	\$38	\$551	11	1	1	1	1	15	2	4	21
01058-01019	Oct-16	\$41	\$12	\$12	11	1	1	1	1	15	2	4	21
01058-01019	Nov-16	\$1,891	\$544	\$276	11	2	1	1	1	16	3	4	23
01058-01019	Dec-16	\$0	\$0	\$108	10	1	1	1	1	14	2	4	20
01058-01019	Jan-17	\$0	\$0	\$106	10	0	1	1	1	13	1	4	18
01058-01019	Feb-17	\$475	\$137	\$0	10	0	1	1	1	13	1	4	18
01058-01019	Mar-17	\$466	\$134	\$10	10	0	1	1	1	13	1	4	18
01058-01019	Apr-17	\$315	\$91	\$512	11	0	1	1	0	13	0	3	16

01058-01019	May-17	\$435	\$125	\$408	11	0	0	1	0	12	0	2	14
01058-01019	Jun-17	\$147	\$42	\$120	11	0	0	1	0	12	0	2	14
01058-01021	Jul-15	\$723,222	\$206,151	\$588,724	5,832	2,406	795	854	3,252	13,139	5,660	9,637	28,436
01058-01021	Aug-15	\$707,714	\$201,730	\$544,330	5,766	2,378	777	847	3,230	12,998	5,611	9,548	28,157
01058-01021	Sep-15	\$751,998	\$214,353	\$484,842	5,741	2,368	766	840	3,226	12,941	5,597	9,488	28,026
01058-01021	Oct-15	\$814,256	\$232,100	\$481,597	5,704	2,355	760	831	3,227	12,877	5,585	9,468	27,930
01058-01021	Nov-15	\$760,286	\$216,716	\$441,326	5,664	2,357	750	829	3,208	12,808	5,567	9,401	27,776
01058-01021	Dec-15	\$750,273	\$213,862	\$441,232	5,672	2,352	748	825	3,202	12,799	5,556	9,366	27,721
01058-01021	Jan-16	\$697,912	\$198,936	\$441,156	5,675	2,353	752	817	3,189	12,786	5,545	9,319	27,650
01058-01021	Feb-16	\$743,732	\$211,997	\$477,401	5,657	2,348	746	809	3,190	12,750	5,541	9,302	27,593
01058-01021	Mar-16	\$737,246	\$210,148	\$524,112	5,665	2,351	751	804	3,199	12,770	5,552	9,311	27,633
01058-01021	Apr-16	\$746,299	\$212,729	\$435,738	5,664	2,357	747	807	3,188	12,763	5,548	9,305	27,616
01058-01021	May-16	\$760,335	\$216,730	\$472,429	5,681	2,357	751	803	3,191	12,783	5,550	9,308	27,641
01058-01021	Jun-16	\$711,753	\$202,882	\$500,052	5,675	2,363	748	799	3,176	12,761	5,539	9,246	27,546
01058-01021	Jul-16	\$695,387	\$199,941	\$528,316	5,983	2,506	808	857	3,484	13,638	5,992	10,122	29,752
01058-01021	Aug-16	\$722,168	\$207,633	\$633,987	5,976	2,499	797	844	3,466	13,582	5,965	10,022	29,569
01058-01021	Sep-16	\$889,767	\$255,820	\$492,234	6,061	2,537	805	856	3,528	13,787	6,065	10,185	30,037
01058-01021	Oct-16	\$728,302	\$209,397	\$507,165	6,023	2,533	787	843	3,490	13,676	6,023	10,049	29,748
01058-01021	Nov-16	\$731,108	\$210,204	\$497,712	5,963	2,517	788	834	3,471	13,573	5,988	9,973	29,534
01058-01021	Dec-16	\$738,460	\$212,317	\$449,046	5,936	2,521	788	825	3,460	13,530	5,981	9,941	29,452
01058-01021	Jan-17	\$722,790	\$207,812	\$520,844	5,918	2,514	789	821	3,446	13,488	5,960	9,891	29,339
01058-01021	Feb-17	\$724,604	\$208,333	\$474,670	5,916	2,536	782	829	3,456	13,519	5,992	9,928	29,439
01058-01021	Mar-17	\$888,103	\$255,342	\$550,869	5,905	2,518	782	825	3,458	13,488	5,977	9,895	29,360
01058-01021	Apr-17	\$756,438	\$217,486	\$465,175	5,863	2,514	782	823	3,433	13,415	5,948	9,817	29,180
01058-01021	May-17	\$755,765	\$217,293	\$506,177	5,865	2,515	782	813	3,443	13,418	5,959	9,792	29,169
01058-01021	Jun-17	\$754,942	\$217,056	\$531,082	5,840	2,518	777	811	3,426	13,372	5,944	9,736	29,052
01058-01029	Jul-15	\$3,026	\$862	\$2,902	32	5	2	3	2	44	7	15	66
01058-01029	Aug-15	\$2,969	\$846	\$2,587	36	6	2	3	2	49	8	15	72
01058-01029	Sep-15	\$2,162	\$617	\$1,501	38	6	3	3	2	52	8	16	76
01058-01029	Oct-15	\$1,943	\$554	\$3,401	40	6	2	2	1	51	7	10	68
01058-01029	Nov-15	\$1,637	\$467	\$1,954	36	6	3	2	1	48	7	11	66
01058-01029	Dec-15	\$1,582	\$451	\$1,156	38	6	3	2	1	50	7	11	68
01058-01029	Jan-16	\$1,569	\$447	\$1,907	34	3	3	2	1	43	4	11	58
01058-01029	Feb-16	\$1,531	\$436	\$821	35	3	3	2	2	45	5	12	62
01058-01029	Mar-16	\$1,907	\$544	\$1,024	33	2	3	2	1	41	3	11	55
01058-01029	Apr-16	\$1,859	\$530	\$598	33	3	4	2	1	43	4	12	59
01058-01029	May-16	\$2,001	\$570	\$657	33	3	3	1	1	41	4	7	52
01058-01029	Jun-16	\$1,554	\$443	\$2,137	33	3	3	1	2	42	5	8	55
01058-01029	Jul-16	\$0	\$0	\$1,006	38	5	2	0	2	47	7	4	58
01058-01029	Aug-16	\$0	\$0	\$1,633	35	4	1	0	2	42	6	3	51
01058-01029	Sep-16	\$2,145	\$616	\$1,292	37	4	1	0	3	45	7	4	56
01058-01029	Oct-16	\$585	\$168	\$1,358	38	4	1	0	5	48	9	6	63
01058-01029	Nov-16	\$7,782	\$2,238	\$1,728	37	4	1	0	5	47	9	6	62
01058-01029	Dec-16	\$0	\$0	\$526	38	4	2	0	5	49	9	7	65
01058-01029	Jan-17	\$0	\$0	\$986	39	5	2	1	5	52	10	9	71
01058-01029	Feb-17	\$2,327	\$669	\$2,179	41	4	2	1	6	54	10	11	75
01058-01029	Mar-17	\$2,272	\$653	\$1,172	38	5	2	2	6	53	11	15	79
01058-01029	Apr-17	\$2,207	\$635	\$1,181	40	6	2	2	6	56	12	15	83
01058-01029	May-17	\$2,436	\$701	\$4,068	41	6	2	2	6	57	12	15	84
01058-01029	Jun-17	\$2,751	\$791	\$1,779	41	6	2	2	6	57	12	15	84
01058-01031	Jul-15	\$68,701	\$19,586	\$64,971	1,252	475	170	115	815	2,827	1,290	1,961	6,078
01058-01031	Aug-15	\$55,441	\$15,805	\$57,069	1,227	469	168	114	817	2,795	1,287	1,960	6,042
01058-01031	Sep-15	\$57,276	\$16,329	\$51,597	1,222	470	165	117	821	2,795	1,291	1,982	6,068
01058-01031	Oct-15	\$62,784	\$17,899	\$52,311	1,222	479	166	118	825	2,810	1,304	1,989	6,103
01058-01031	Nov-15	\$58,666	\$16,725	\$45,451	1,223	476	168	118	827	2,812	1,303	1,996	6,111
01058-01031	Dec-15	\$58,488	\$16,674	\$55,153	1,231	476	168	120	822	2,817	1,298	1,992	6,107
01058-01031	Jan-16	\$106,131	\$30,257	\$53,251	1,233	478	169	119	824	2,823	1,302	1,993	6,118
01058-01031	Feb-16	\$58,183	\$16,587	\$61,266	1,237	478	165	118	823	2,821	1,301	1,988	6,110
01058-01031	Mar-16	\$58,456	\$16,665	\$71,564	1,242	481	165	117	824	2,829	1,305	1,984	6,118
01058-01031	Apr-16	\$60,126	\$17,141	\$54,045	1,242	484	167	114	827	2,834	1,311	1,985	6,130
01058-01031	May-16	\$59,805	\$17,050	\$59,601	1,251	487	162	115	826	2,841	1,313	1,978	6,132

01058-01031	Jun-16	\$53,977	\$15,388	\$67,355	1,250	485	163	115	820	2,833	1,305	1,968	6,106
01058-01031	Jul-16	\$51,194	\$14,718	\$51,386	1,239	490	169	120	851	2,869	1,341	2,049	6,259
01058-01031	Aug-16	\$54,609	\$15,699	\$66,054	1,241	490	168	123	850	2,872	1,340	2,057	6,269
01058-01031	Sep-16	\$66,006	\$18,975	\$54,172	1,254	491	168	123	848	2,884	1,339	2,047	6,270
01058-01031	Oct-16	\$54,030	\$15,532	\$54,846	1,231	490	164	122	842	2,849	1,332	2,018	6,199
01058-01031	Nov-16	\$54,294	\$15,608	\$54,260	1,214	490	164	117	837	2,822	1,327	1,991	6,140
01058-01031	Dec-16	\$54,113	\$15,556	\$55,282	1,203	492	167	115	832	2,809	1,324	1,984	6,117
01058-01031	Jan-17	\$53,627	\$15,416	\$60,843	1,199	489	166	116	833	2,803	1,322	1,984	6,109
01058-01031	Feb-17	\$53,962	\$15,513	\$53,013	1,199	489	171	115	836	2,810	1,325	2,000	6,135
01058-01031	Mar-17	\$65,128	\$18,723	\$69,017	1,205	487	169	114	833	2,808	1,321	1,989	6,118
01058-01031	Apr-17	\$56,375	\$16,206	\$50,597	1,199	483	166	116	834	2,798	1,318	1,994	6,110
01058-01031	May-17	\$55,738	\$16,023	\$62,724	1,205	482	168	114	837	2,806	1,320	1,999	6,125
01058-01031	Jun-17	\$56,280	\$16,179	\$71,301	1,201	480	162	111	830	2,784	1,310	1,970	6,064
01058-01039	Jul-15	\$77	\$22	\$0	1	0	1	0	2	4	2	3	9
01058-01039	Aug-15	\$221	\$63	\$143	1	0	1	0	2	4	2	3	9
01058-01039	Sep-15	\$65	\$18	\$50	0	0	1	0	2	3	2	3	8
01058-01039	Oct-15	\$142	\$40	\$93	1	1	1	0	2	5	3	3	11
01058-01039	Nov-15	\$149	\$43	\$109	1	1	1	0	2	5	3	3	11
01058-01039	Dec-15	\$120	\$34	\$34	2	1	1	0	2	6	3	3	12
01058-01039	Jan-16	\$142	\$40	\$0	2	1	1	0	2	6	3	3	12
01058-01039	Feb-16	\$141	\$40	\$222	3	1	1	0	2	7	3	3	13
01058-01039	Mar-16	\$181	\$52	\$355	3	1	1	0	2	7	3	3	13
01058-01039	Apr-16	\$196	\$56	\$60	4	1	1	0	1	7	2	2	11
01058-01039	May-16	\$129	\$37	\$297	4	1	2	0	1	8	2	3	13
01058-01039	Jun-16	\$172	\$49	\$180	7	3	2	0	1	13	4	3	20
01058-01039	Jul-16	\$0	\$0	\$95	7	3	1	0	1	12	4	2	18
01058-01039	Aug-16	\$0	\$0	\$260	7	3	0	0	1	11	4	1	16
01058-01039	Sep-16	\$279	\$80	\$20	7	3	0	0	2	12	5	3	20
01058-01039	Oct-16	\$101	\$29	\$360	8	3	0	0	2	13	5	3	21
01058-01039	Nov-16	\$936	\$269	\$135	8	3	0	0	2	13	5	3	21
01058-01039	Dec-16	\$0	\$0	\$205	8	3	0	0	2	13	5	3	21
01058-01039	Jan-17	\$0	\$0	\$322	9	2	0	0	2	13	4	3	20
01058-01039	Feb-17	\$216	\$62	\$72	9	2	0	0	2	13	4	3	20
01058-01039	Mar-17	\$204	\$59	\$196	9	2	0	0	2	13	4	5	22
01058-01039	Apr-17	\$98	\$28	\$321	9	2	0	0	2	13	4	5	22
01058-01039	May-17	\$168	\$48	\$325	10	2	1	0	2	15	4	6	25
01058-01039	Jun-17	\$299	\$86	\$652	10	2	1	0	2	15	4	6	25
01058-01111	Jul-15	\$62,831	\$17,915	\$46,487	1,409	803	26	7	105	2,350	908	180	3,438
01058-01111	Aug-15	\$64,313	\$18,338	\$47,337	1,408	805	26	7	104	2,350	909	179	3,438
01058-01111	Sep-15	\$64,709	\$18,451	\$43,516	1,409	813	26	7	99	2,354	912	174	3,440
01058-01111	Oct-15	\$64,866	\$18,495	\$44,330	1,409	817	25	7	100	2,358	917	174	3,449
01058-01111	Nov-15	\$64,535	\$18,401	\$37,019	1,422	822	25	7	103	2,379	926	178	3,483
01058-01111	Dec-15	\$63,703	\$18,164	\$42,030	1,422	826	24	7	103	2,382	930	177	3,489
01058-01111	Jan-16	\$65,648	\$18,719	\$40,945	1,415	826	24	7	103	2,375	929	177	3,481
01058-01111	Feb-16	\$66,384	\$18,928	\$44,031	1,417	825	24	7	103	2,376	928	175	3,479
01058-01111	Mar-16	\$66,160	\$18,864	\$50,233	1,418	833	24	7	101	2,383	934	173	3,490
01058-01111	Apr-16	\$65,544	\$18,689	\$44,077	1,422	838	25	7	103	2,395	941	176	3,512
01058-01111	May-16	\$65,253	\$18,606	\$46,913	1,419	840	25	7	101	2,392	941	174	3,507
01058-01111	Jun-16	\$64,757	\$18,464	\$44,512	1,413	836	25	7	100	2,381	936	173	3,490
01058-01111	Jul-16	\$62,497	\$17,971	\$42,553	1,488	930	30	10	101	2,559	1,031	189	3,779
01058-01111	Aug-16	\$66,847	\$19,226	\$52,312	1,484	930	30	10	101	2,555	1,031	189	3,775
01058-01111	Sep-16	\$70,982	\$20,415	\$48,396	1,486	935	31	9	100	2,561	1,035	186	3,782
01058-01111	Oct-16	\$69,293	\$19,929	\$47,967	1,484	935	34	8	100	2,561	1,035	187	3,783
01058-01111	Nov-16	\$68,669	\$19,750	\$50,737	1,491	941	34	8	100	2,574	1,041	188	3,803
01058-01111	Dec-16	\$69,346	\$19,944	\$43,991	1,492	941	33	8	102	2,576	1,043	189	3,808
01058-01111	Jan-17	\$66,207	\$19,041	\$55,697	1,496	950	35	7	104	2,592	1,054	191	3,837
01058-01111	Feb-17	\$64,688	\$18,604	\$45,380	1,499	957	37	7	102	2,602	1,059	189	3,850
01058-01111	Mar-17	\$75,587	\$21,739	\$56,492	1,502	957	38	6	103	2,606	1,060	189	3,855
01058-01111	Apr-17	\$70,508	\$20,278	\$47,916	1,507	960	37	6	101	2,611	1,061	186	3,858
01058-01111	May-17	\$70,309	\$20,221	\$55,977	1,510	970	36	6	99	2,621	1,069	184	3,874
01058-01111	Jun-17	\$71,151	\$20,463	\$52,475	1,512	980	37	5	100	2,634	1,080	184	3,898

01058-01121	Jul-15	\$324,870	\$92,604	\$301,026	4,855	2,365	88	31	207	7,546	2,573	474	10,593
01058-01121	Aug-15	\$336,176	\$95,827	\$274,001	4,860	2,368	88	33	209	7,558	2,579	482	10,619
01058-01121	Sep-15	\$330,151	\$94,109	\$267,683	4,860	2,375	89	33	206	7,563	2,581	479	10,623
01058-01121	Oct-15	\$341,011	\$97,205	\$270,441	4,870	2,381	88	30	207	7,576	2,587	473	10,636
01058-01121	Nov-15	\$340,014	\$96,921	\$241,388	4,922	2,414	87	30	214	7,667	2,629	482	10,778
01058-01121	Dec-15	\$329,465	\$93,914	\$233,156	4,912	2,418	86	30	216	7,662	2,635	485	10,782
01058-01121	Jan-16	\$347,322	\$99,004	\$233,256	4,894	2,416	86	30	215	7,641	2,630	484	10,755
01058-01121	Feb-16	\$334,268	\$95,283	\$242,571	4,896	2,416	85	30	214	7,641	2,629	481	10,751
01058-01121	Mar-16	\$346,925	\$98,891	\$274,553	4,912	2,423	85	30	215	7,665	2,637	487	10,789
01058-01121	Apr-16	\$344,003	\$98,058	\$251,687	4,943	2,431	90	31	217	7,712	2,648	498	10,858
01058-01121	May-16	\$341,766	\$97,420	\$261,754	4,938	2,431	94	27	215	7,705	2,646	488	10,839
01058-01121	Jun-16	\$339,644	\$96,815	\$241,444	4,924	2,421	93	27	213	7,678	2,634	483	10,795
01058-01121	Jul-16	\$338,475	\$97,323	\$270,035	5,489	2,752	105	27	227	8,600	2,980	522	12,102
01058-01121	Aug-16	\$359,457	\$103,369	\$330,238	5,482	2,746	104	27	226	8,585	2,973	520	12,078
01058-01121	Sep-16	\$380,521	\$109,426	\$278,126	5,480	2,752	104	27	227	8,590	2,979	521	12,090
01058-01121	Oct-16	\$374,288	\$107,634	\$297,639	5,490	2,762	104	27	227	8,610	2,989	520	12,119
01058-01121	Nov-16	\$370,415	\$106,520	\$286,500	5,529	2,777	103	27	225	8,661	3,002	515	12,178
01058-01121	Dec-16	\$371,450	\$106,817	\$249,632	5,553	2,781	103	27	225	8,689	3,006	512	12,207
01058-01121	Jan-17	\$357,925	\$102,928	\$318,410	5,611	2,825	102	30	229	8,797	3,054	525	12,376
01058-01121	Feb-17	\$356,744	\$102,589	\$272,865	5,635	2,832	102	30	231	8,830	3,063	525	12,418
01058-01121	Mar-17	\$406,911	\$117,015	\$307,529	5,650	2,836	104	29	230	8,849	3,066	527	12,442
01058-01121	Apr-17	\$382,290	\$109,935	\$259,055	5,671	2,840	104	28	232	8,875	3,072	531	12,478
01058-01121	May-17	\$382,502	\$109,996	\$330,142	5,688	2,844	104	29	233	8,898	3,077	534	12,509
01058-01121	Jun-17	\$386,692	\$111,201	\$292,191	5,710	2,851	103	29	234	8,927	3,085	533	12,545
01058-01131	Jul-15	\$19,082	\$5,440	\$18,258	630	426	9	4	41	1,110	467	77	1,654
01058-01131	Aug-15	\$18,265	\$5,207	\$17,590	631	430	9	4	41	1,115	471	77	1,663
01058-01131	Sep-15	\$18,168	\$5,179	\$18,960	631	430	9	4	41	1,115	471	77	1,663
01058-01131	Oct-15	\$18,417	\$5,250	\$19,413	631	429	9	4	41	1,114	470	77	1,661
01058-01131	Nov-15	\$18,339	\$5,228	\$16,764	633	434	9	5	42	1,123	476	82	1,681
01058-01131	Dec-15	\$18,056	\$5,147	\$19,497	632	436	9	5	41	1,123	477	79	1,679
01058-01131	Jan-16	\$18,508	\$5,276	\$17,820	630	438	8	5	41	1,122	479	77	1,678
01058-01131	Feb-16	\$16,855	\$4,805	\$17,721	627	438	9	5	43	1,122	482	79	1,683
01058-01131	Mar-16	\$18,736	\$5,341	\$23,320	630	439	8	5	42	1,124	482	77	1,683
01058-01131	Apr-16	\$18,511	\$5,277	\$19,250	631	439	8	5	41	1,124	482	76	1,682
01058-01131	May-16	\$18,598	\$5,302	\$22,192	630	441	8	5	39	1,123	481	75	1,679
01058-01131	Jun-16	\$18,498	\$5,273	\$19,181	631	439	8	5	39	1,122	479	75	1,676
01058-01131	Jul-16	\$17,052	\$4,901	\$17,847	651	466	6	5	41	1,169	507	78	1,754
01058-01131	Aug-16	\$18,729	\$5,384	\$19,638	647	464	6	5	40	1,162	504	77	1,743
01058-01131	Sep-16	\$19,112	\$5,494	\$18,833	646	465	6	5	40	1,162	505	77	1,744
01058-01131	Oct-16	\$18,248	\$5,246	\$22,241	647	463	6	5	40	1,161	503	77	1,741
01058-01131	Nov-16	\$18,452	\$5,304	\$21,017	648	464	6	5	40	1,163	504	77	1,744
01058-01131	Dec-16	\$18,625	\$5,354	\$18,360	649	467	6	5	41	1,168	508	77	1,753
01058-01131	Jan-17	\$17,951	\$5,160	\$21,400	654	470	7	5	41	1,177	511	78	1,766
01058-01131	Feb-17	\$17,605	\$5,061	\$19,850	654	474	7	5	41	1,181	515	78	1,774
01058-01131	Mar-17	\$19,601	\$5,634	\$22,123	657	476	6	5	41	1,185	517	77	1,779
01058-01131	Apr-17	\$19,008	\$5,464	\$21,243	657	477	6	5	42	1,187	519	78	1,784
01058-01131	May-17	\$18,960	\$5,450	\$23,730	659	476	6	5	42	1,188	518	78	1,784
01058-01131	Jun-17	\$19,176	\$5,512	\$22,978	660	478	6	5	42	1,191	520	79	1,790
01058-02001	Jul-15	\$0	\$0	\$9,144	130	43	18	19	87	297	130	228	655
01058-02001	Aug-15	\$0	\$0	\$6,312	147	47	20	20	94	328	141	248	717
01058-02001	Sep-15	\$0	\$0	\$8,619	186	50	22	19	99	376	149	256	781
01058-02001	Oct-15	\$0	\$0	\$7,005	205	52	23	19	102	401	154	263	818
01058-02001	Nov-15	\$49	\$14	\$7,804	217	56	24	19	108	424	164	278	866
01058-02001	Dec-15	\$41	\$12	\$6,848	224	58	26	19	114	441	172	288	901
01058-02001	Jan-16	\$49	\$14	\$6,502	237	56	28	19	118	458	174	300	932
01058-02001	Feb-16	\$3,503	\$999	\$9,148	250	57	29	20	121	477	178	311	966
01058-02001	Mar-16	\$5,920	\$1,687	\$9,655	265	60	28	20	126	499	186	323	1,008
01058-02001	Apr-16	\$9,880	\$2,816	\$7,498	279	64	29	20	127	519	191	325	1,035
01058-02001	May-16	\$8,981	\$2,560	\$9,393	290	66	30	20	131	537	197	332	1,066
01058-02001	Jun-16	\$10,674	\$3,043	\$9,791	296	66	31	20	130	543	196	329	1,068
01058-02001	Jul-16	\$3,267	\$939	\$10,742	388	92	39	32	173	724	265	445	1,434

01058-02001	Aug-16	\$4,872	\$1,401	\$16,763	397	99	39	32	175	742	274	452	1,468
01058-02001	Sep-16	\$4,286	\$1,232	\$10,826	421	109	38	32	184	784	293	469	1,546
01058-02001	Oct-16	\$5,370	\$1,544	\$9,823	438	112	39	33	188	810	300	476	1,586
01058-02001	Nov-16	\$5,475	\$1,575	\$12,616	444	117	38	33	184	816	301	472	1,589
01058-02001	Dec-16	\$4,095	\$1,178	\$10,278	450	120	38	33	179	820	299	462	1,581
01058-02001	Jan-17	\$4,038	\$1,161	\$12,603	455	121	40	34	185	835	306	476	1,617
01058-02001	Feb-17	\$4,049	\$1,164	\$11,898	462	125	41	38	194	860	320	498	1,678
01058-02001	Mar-17	\$4,846	\$1,394	\$16,639	463	128	42	37	199	869	328	503	1,700
01058-02001	Apr-17	\$14,842	\$4,268	\$13,035	463	133	42	37	204	879	338	510	1,727
01058-02001	May-17	\$15,029	\$4,322	\$15,660	466	138	43	37	202	886	340	511	1,737
01058-02001	Jun-17	\$14,953	\$4,300	\$13,612	473	135	45	36	201	890	336	514	1,740
01058-02002	Jul-15	\$0	\$0	\$2,034	66	45	3	0	2	116	47	6	169
01058-02002	Aug-15	\$0	\$0	\$1,838	69	47	3	0	2	121	49	6	176
01058-02002	Sep-15	\$0	\$0	\$1,999	72	47	3	0	2	124	49	6	179
01058-02002	Oct-15	\$0	\$0	\$3,387	72	48	4	0	2	126	50	7	183
01058-02002	Nov-15	\$0	\$0	\$1,111	78	49	4	0	2	133	51	7	191
01058-02002	Dec-15	\$38	\$11	\$1,098	79	50	4	0	3	136	53	8	197
01058-02002	Jan-16	\$0	\$0	\$1,826	78	52	4	0	3	137	55	8	200
01058-02002	Feb-16	\$0	\$0	\$1,933	76	52	4	0	3	135	55	8	198
01058-02002	Mar-16	\$1,727	\$492	\$1,829	77	52	4	0	3	136	55	8	199
01058-02002	Apr-16	\$2,373	\$676	\$3,340	78	50	4	0	3	135	53	8	196
01058-02002	May-16	\$3,213	\$916	\$3,315	76	50	4	0	3	133	53	8	194
01058-02002	Jun-16	\$133	\$38	\$1,253	76	49	4	0	3	132	52	8	192
01058-02002	Jul-16	\$10,142	\$2,919	\$4,850	161	101	5	0	8	275	111	14	400
01058-02002	Aug-16	\$10,680	\$3,072	\$5,682	160	104	5	0	8	277	114	14	405
01058-02002	Sep-16	\$14,741	\$4,240	\$4,242	160	104	5	0	8	277	114	14	405
01058-02002	Oct-16	\$11,308	\$3,253	\$5,196	163	104	5	0	8	280	112	16	408
01058-02002	Nov-16	\$11,364	\$3,269	\$4,161	165	105	5	0	8	283	113	16	412
01058-02002	Dec-16	\$8,930	\$2,569	\$3,944	165	108	5	0	8	286	116	16	418
01058-02002	Jan-17	\$16,902	\$4,862	\$5,941	171	116	5	0	8	300	124	16	440
01058-02002	Feb-17	\$13,267	\$3,817	\$5,277	173	117	5	0	8	303	125	16	444
01058-02002	Mar-17	\$17,208	\$4,950	\$5,659	176	119	5	0	8	308	127	16	451
01058-02002	Apr-17	\$4,490	\$1,292	\$4,062	176	119	5	0	8	308	127	16	451
01058-02002	May-17	\$4,541	\$1,306	\$5,522	176	120	5	0	8	309	128	16	453
01058-02002	Jun-17	\$4,515	\$1,299	\$6,149	177	121	5	0	8	311	129	16	456
01058-02009	Apr-16	\$0	\$0	\$0	1	0	0	0	0	1	0	0	1
01058-02009	May-16	\$0	\$0	\$0	1	0	0	0	0	1	0	0	1
01058-02009	Jun-16	\$0	\$0	\$0	1	0	0	0	0	1	0	0	1
01058-02009	Jul-16	\$0	\$0	\$118	1	0	0	0	0	1	0	0	1
01058-02009	Aug-16	\$0	\$0	\$0	1	0	0	0	0	1	0	0	1
01058-02009	Sep-16	\$11	\$3	\$98	2	0	0	0	0	2	0	0	2
01058-02009	Oct-16	\$11	\$3	\$0	2	0	0	0	0	2	0	0	2
01058-02009	Nov-16	\$88	\$25	\$0	2	0	0	0	0	2	0	0	2
01058-02009	Dec-16	\$0	\$0	\$0	2	0	0	0	0	2	0	0	2
01058-02009	Jan-17	\$0	\$0	\$80	2	0	0	0	0	2	0	0	2
01058-02009	Feb-17	\$22	\$6	\$0	2	0	0	0	0	2	0	0	2
01058-02009	Mar-17	\$22	\$6	\$0	2	0	0	0	0	2	0	0	2
01058-02009	Apr-17	\$19	\$5	\$0	2	0	0	0	0	2	0	0	2
01058-02009	May-17	\$19	\$5	\$0	3	0	0	0	0	3	0	0	3
01058-02009	Jun-17	\$19	\$5	\$20	3	0	0	0	0	3	0	0	3
<b>Total</b>		<b>\$36,151,877</b>	<b>\$10,351,130</b>	<b>\$25,403,667</b>	<b>439,379</b>	<b>199,776</b>	<b>37,511</b>	<b>32,513</b>	<b>156,640</b>	<b>865,819</b>	<b>356,504</b>	<b>417,905</b>	<b>1,640,228</b>

Note: The number of primary enrollees may change to include retroactive additions and/or deletions in eligibility.  
\* Includes estimate for incurred but unreported (IBUR).



**DELTA DENTAL OF WEST VIRGINIA**  
**NETWORK UTILIZATION REPORT BY APPROVED AMOUNT (Excluding Orthodontics)**  
**WEST VIRGINIA PUBLIC EMPLOYEES INSURANCE AGENCY**  
**Group Number: 01058**

**Paid Period: July 1, 2016 - June 30, 2017**

	Approved Amount	PEPM		Benchmark	Number of Procedures	Proc/1k/Yr		Benchmark
Delta Dental PPO	\$13,398,655	\$29.83	51.5%	51.2%	179,083	4,784	56.9%	56.3%
Delta Dental Premier	\$8,036,376	\$17.89	30.9%	31.7%	101,388	2,709	32.2%	33.0%
Non-Contracted	\$4,562,980	\$10.16	17.6%	17.0%	34,490	921	11.0%	10.7%
<b>Total</b>	<b>\$25,998,011</b>	<b>\$57.88</b>	<b>100.0%</b>	<b>100.0%</b>	<b>314,961</b>	<b>8,415</b>	<b>100.0%</b>	<b>100.0%</b>

**Paid Period: July 1, 2015 - June 30, 2016**

	Approved Amount	PEPM		Benchmark	Number of Procedures	Proc/1k/Yr		Benchmark
Delta Dental PPO	\$12,063,302	\$28.95	50.7%	50.0%	162,193	4,671	56.2%	55.0%
Delta Dental Premier	\$7,351,485	\$17.64	30.9%	31.8%	92,453	2,663	32.0%	33.1%
Non-Contracted	\$4,386,448	\$10.53	18.4%	18.2%	34,168	984	11.8%	11.9%
<b>Total</b>	<b>\$23,801,234</b>	<b>\$57.12</b>	<b>100.0%</b>	<b>100.0%</b>	<b>288,814</b>	<b>8,318</b>	<b>100.0%</b>	<b>100.0%</b>

Note: Benchmark based on statewide averages. Results may vary due to benefit design, industry, age and area location.

\* Proc / 1k / Yr = Procedures Per 1,000 Enrollees Per Year



DELTA DENTAL OF WEST VIRGINIA  
DISTRIBUTION OF SERVICES BY APPROVED AMOUNT AND NUMBER OF PROCEDURES BY NETWORK (Excluding Orthodontics)  
WEST VIRGINIA PUBLIC EMPLOYEES INSURANCE AGENCY  
Group Number: 01058

Paid Period: July 1, 2015 - June 30, 2016 compared to July 1, 2016 - June 30, 2017

Type of Service	Approved Amount Procedure Codes	Delta Dental PPO				Delta Dental Premier				Non-Contracted				Total			
		07/01/2015 - 06/30/2016	07/01/2016 - 06/30/2017	07/01/2015 - 06/30/2016	07/01/2016 - 06/30/2017	07/01/2015 - 06/30/2016	07/01/2016 - 06/30/2017	07/01/2015 - 06/30/2016	07/01/2016 - 06/30/2017	07/01/2015 - 06/30/2016	07/01/2016 - 06/30/2017	07/01/2015 - 06/30/2016	07/01/2016 - 06/30/2017	Benchmark	07/01/2015 - 06/30/2016	07/01/2016 - 06/30/2017	Benchmark
D&P	Diagnostic (D0100 - D0999)	\$2,229,585	18.5%	\$2,480,998	18.5%	\$1,474,225	20.1%	\$1,649,911	20.5%	\$741,936	16.9%	\$771,365	16.9%	\$4,445,746	18.7%	\$4,902,274	18.9%
	Preventive (D1000 - D1999)	\$1,749,046	14.5%	\$1,926,838	14.4%	\$1,286,454	17.5%	\$1,398,750	17.4%	\$558,988	12.7%	\$572,394	12.5%	\$3,594,488	15.1%	\$3,897,981	15.0%
	Subtotal	\$3,978,631	33.0%	\$4,407,836	32.9%	\$2,760,679	37.6%	\$3,048,661	37.9%	\$1,300,925	29.7%	\$1,343,758	29.4%	\$8,040,235	33.8%	\$8,800,255	33.8%
Basic	Restorative (D2000 - D2499)	\$1,988,993	16.5%	\$2,097,377	15.7%	\$1,407,336	19.1%	\$1,546,491	19.2%	\$641,582	14.6%	\$639,501	14.0%	\$4,037,911	17.0%	\$4,283,369	16.5%
	Endodontics (D3000 - D3999)	\$632,582	6.9%	\$690,093	6.6%	\$266,869	3.9%	\$265,685	3.3%	\$434,949	9.9%	\$449,896	9.9%	\$1,554,400	6.5%	\$1,595,674	6.1%
	Periodontics (D4000 - D4999)	\$290,617	2.4%	\$316,810	2.4%	\$191,113	2.6%	\$210,218	2.6%	\$305,565	7.0%	\$328,900	7.2%	\$787,495	3.3%	\$855,928	3.3%
	Oral Surgery (D7000 - D7999)	\$1,338,957	11.1%	\$1,499,123	11.2%	\$269,964	3.7%	\$291,485	3.6%	\$262,544	6.0%	\$282,549	6.2%	\$1,871,465	7.9%	\$2,073,157	8.0%
	Miscellaneous (D9000 - D9999)*	\$595,512	4.9%	\$637,711	4.8%	\$82,103	1.1%	\$74,471	0.9%	\$91,286	2.1%	\$94,774	2.1%	\$768,901	3.2%	\$806,956	3.1%
Major	Subtotal	\$5,046,862	41.8%	\$5,431,114	40.5%	\$2,237,384	30.4%	\$2,388,350	29.7%	\$1,735,926	39.6%	\$1,795,620	39.4%	\$9,020,172	37.9%	\$9,615,084	37.0%
	Crowns & Inlays/Onlays (D2500 - D2999)	\$1,712,349	14.2%	\$1,849,941	13.8%	\$1,479,882	20.1%	\$1,623,472	20.2%	\$690,869	15.8%	\$717,837	15.7%	\$3,883,100	16.3%	\$4,191,250	16.1%
	Removable Prosthodontics (D5000 - D5999)	\$386,914	3.2%	\$410,513	3.1%	\$281,569	3.8%	\$309,586	3.9%	\$216,177	4.9%	\$229,702	5.0%	\$884,659	3.7%	\$949,800	3.7%
	Implant Services (D6000 - D6199)	\$443,734	3.7%	\$747,650	5.6%	\$217,776	3.0%	\$217,326	2.7%	\$237,077	5.4%	\$290,792	6.4%	\$898,586	3.8%	\$1,255,768	4.8%
	Fixed Prosthodontics (D6200 - D6999)	\$494,812	4.1%	\$551,602	4.1%	\$374,195	5.1%	\$448,982	5.6%	\$205,475	4.7%	\$185,271	4.1%	\$1,074,482	4.5%	\$1,185,855	4.6%
Total	Subtotal	\$3,037,809	25.2%	\$3,559,704	26.6%	\$2,353,421	32.0%	\$2,599,366	32.3%	\$1,349,597	30.8%	\$1,423,602	31.2%	\$6,740,827	28.3%	\$7,582,672	29.2%
	Total	\$12,063,302	100.0%	\$13,398,655	100.0%	\$7,351,485	100.0%	\$8,036,376	100.0%	\$4,386,448	100.0%	\$4,562,980	100.0%	\$23,801,234	100.0%	\$25,998,011	100.0%

Type of Service	PEPM Procedure Codes	Delta Dental PPO				Delta Dental Premier				Non-Contracted				Total			
		07/01/2015 - 06/30/2016	07/01/2016 - 06/30/2017	07/01/2015 - 06/30/2016	07/01/2016 - 06/30/2017	07/01/2015 - 06/30/2016	07/01/2016 - 06/30/2017	07/01/2015 - 06/30/2016	07/01/2016 - 06/30/2017	07/01/2015 - 06/30/2016	07/01/2016 - 06/30/2017	07/01/2015 - 06/30/2016	07/01/2016 - 06/30/2017	Benchmark	07/01/2015 - 06/30/2016	07/01/2016 - 06/30/2017	Benchmark
D&P	Diagnostic (D0100 - D0999)	\$5.35	18.5%	\$5.52	18.5%	\$3.54	20.1%	\$3.67	20.5%	\$1.78	16.9%	\$1.72	16.9%	\$10.67	18.7%	\$10.91	18.9%
	Preventive (D1000 - D1999)	\$4.20	14.5%	\$4.29	14.4%	\$3.09	17.5%	\$3.11	17.4%	\$1.34	12.7%	\$1.27	12.5%	\$8.63	15.1%	\$8.68	15.0%
	Subtotal	\$9.55	33.0%	\$9.81	32.9%	\$6.63	37.6%	\$6.79	37.9%	\$3.12	29.7%	\$2.99	29.4%	\$19.30	33.8%	\$19.59	33.8%
Basic	Restorative (D2000 - D2499)	\$4.77	16.5%	\$4.67	15.7%	\$3.38	19.1%	\$3.44	19.2%	\$1.54	14.6%	\$1.42	14.0%	\$9.69	17.0%	\$9.54	16.5%
	Endodontics (D3000 - D3999)	\$2.00	6.9%	\$1.96	6.6%	\$0.69	3.9%	\$0.59	3.3%	\$1.04	9.9%	\$1.00	9.9%	\$3.73	6.5%	\$3.55	6.1%
	Periodontics (D4000 - D4999)	\$0.70	2.4%	\$0.71	2.4%	\$0.46	2.6%	\$0.47	2.6%	\$0.77	7.0%	\$0.73	7.2%	\$1.89	3.3%	\$1.91	3.3%
	Oral Surgery (D7000 - D7999)	\$3.21	11.1%	\$3.34	11.2%	\$0.65	3.7%	\$0.65	3.6%	\$0.63	6.0%	\$0.63	6.2%	\$4.49	7.9%	\$4.62	8.0%
	Miscellaneous (D9000 - D9999)*	\$1.43	4.9%	\$1.42	4.8%	\$0.20	1.1%	\$0.17	0.9%	\$0.22	2.1%	\$0.21	2.1%	\$1.85	3.2%	\$1.80	3.1%
Major	Subtotal	\$12.11	41.8%	\$12.09	40.5%	\$5.37	30.4%	\$5.32	29.7%	\$4.17	39.6%	\$4.00	39.4%	\$21.65	37.9%	\$21.41	37.0%
	Crowns & Inlays/Onlays (D2500 - D2999)	\$0.93	14.2%	\$4.12	13.8%	\$3.55	20.1%	\$3.61	20.2%	\$1.66	15.8%	\$1.60	15.7%	\$9.32	16.3%	\$9.33	16.1%
	Removable Prosthodontics (D5000 - D5999)	\$0.93	3.2%	\$0.91	3.1%	\$0.68	3.8%	\$0.69	3.9%	\$0.52	4.9%	\$0.51	5.0%	\$2.12	3.7%	\$2.11	3.7%
	Implant Services (D6000 - D6199)	\$1.06	3.7%	\$1.66	5.6%	\$0.52	3.0%	\$0.48	2.7%	\$0.57	5.4%	\$0.65	6.4%	\$2.16	3.8%	\$2.30	4.8%
	Fixed Prosthodontics (D6200 - D6999)	\$1.19	4.1%	\$1.23	4.1%	\$0.90	5.1%	\$1.00	5.6%	\$0.49	4.7%	\$0.41	4.1%	\$2.58	4.5%	\$2.64	4.6%
Total	Subtotal	\$7.29	25.2%	\$7.93	26.6%	\$5.65	32.0%	\$5.79	32.3%	\$3.24	30.8%	\$3.17	31.2%	\$16.18	28.3%	\$16.88	29.2%
	Total	\$28.95	100.0%	\$29.83	100.0%	\$17.64	100.0%	\$17.89	100.0%	\$10.53	100.0%	\$10.16	100.0%	\$57.12	100.0%	\$57.88	100.0%

Type of Service	Approved Number of Procedures Procedure Codes	Delta Dental PPO				Delta Dental Premier				Non-Contracted				Total			
		07/01/2015 - 06/30/2016	07/01/2016 - 06/30/2017	07/01/2015 - 06/30/2016	07/01/2016 - 06/30/2017	07/01/2015 - 06/30/2016	07/01/2016 - 06/30/2017	07/01/2015 - 06/30/2016	07/01/2016 - 06/30/2017	07/01/2015 - 06/30/2016	07/01/2016 - 06/30/2017	07/01/2015 - 06/30/2016	07/01/2016 - 06/30/2017	Benchmark	07/01/2015 - 06/30/2016	07/01/2016 - 06/30/2017	Benchmark
D&P	Diagnostic (D0100 - D0999)	73,693	45.4%	81,883	45.7%	42,520	46.0%	47,139	46.5%	15,987	44.2%	15,272	44.3%	131,300	45.5%	144,294	45.8%
	Preventive (D1000 - D1999)	44,324	27.3%	48,888	27.3%	27,345	29.6%	29,683	29.3%	8,709	25.5%	8,508	24.7%	80,378	27.8%	87,079	27.6%
	Subtotal	118,017	72.8%	130,771	73.0%	69,865	75.6%	76,822	75.8%	23,796	69.6%	23,780	68.9%	211,678	73.3%	231,373	73.4%
Basic	Restorative (D2000 - D2499)	18,752	11.6%	19,685	11.0%	12,057	13.0%	13,297	13.1%	3,923	11.5%	3,789	11.0%	34,732	12.0%	36,771	11.7%
	Endodontics (D3000 - D3999)	1,874	1.2%	1,827	1.0%	614	0.7%	589	0.6%	650	1.9%	662	1.9%	3,138	1.1%	3,078	1.0%
	Periodontics (D4000 - D4999)	2,428	1.5%	2,714	1.5%	1,661	1.8%	1,902	1.9%	1,522	4.5%	1,681	4.9%	5,611	1.9%	6,297	2.0%
	Oral Surgery (D7000 - D7999)	5,293	3.3%	6,440	3.8%	2,341	2.5%	2,545	2.5%	1,543	4.5%	1,553	4.6%	12,624	4.3%	13,568	4.3%
	Miscellaneous (D9000 - D9999)*	5,293	3.3%	6,440	3.8%	1,247	1.3%	1,137	1.1%	718	2.1%	778	2.3%	7,258	2.5%	8,763	2.9%
Major	Subtotal	36,987	22.8%	40,514	22.6%	17,920	19.4%	19,470	19.2%	8,356	24.5%	8,493	24.6%	63,263	21.9%	68,477	21.7%
	Crowns & Inlays/Onlays (D2500 - D2999)	4,886	3.0%	5,089	2.8%	3,199	3.5%	3,428	3.4%	1,238	3.6%	1,355	3.9%	9,323	3.2%	9,872	3.1%
	Removable Prosthodontics (D5000 - D5999)	1,016	0.6%	1,010	0.6%	632	0.7%	719	0.7%	315	0.9%	381	1.1%	1,963	0.7%	2,110	0.7%
	Implant Services (D6000 - D6199)	474	0.3%	802	0.4%	298	0.3%	313	0.3%	222	0.6%	283	0.8%	994	0.3%	1,398	0.4%
	Fixed Prosthodontics (D6200 - D6999)	813	0.5%	897	0.5%	539	0.6%	636	0.6%	241	0.7%	198	0.6%	1,593	0.6%	1,731	0.5%
Total	Subtotal	7,189	4.4%	7,798	4.4%	4,668	5.0%	5,098	5.0%	2,018	5.9%	2,217	6.4%	13,073	4.8%	15,111	4.8%
	Total	162,193	100.0%	179,083	100.0%	92,453	100.0%	101,388	100.0%	34,168	100.0%	34,490	100.0%	288,814	100.0%	314,961	100.0%

Type of Service	Proc / 1k / Yr Procedure Codes	Delta Dental PPO				Delta Dental Premier				Non-Contracted				Total					
		07/01/2015 - 06/30/2016		07/01/2016 - 06/30/2017		07/01/2015 - 06/30/2016		07/01/2016 - 06/30/2017		07/01/2015 - 06/30/2016		07/01/2016 - 06/30/2017		07/01/2015 - 06/30/2016		07/01/2016 - 06/30/2017			
D&P	Diagnostic (D0100 - D0999)	2,122	45.4%	2,188	45.7%	1,225	46.0%	1,259	46.5%	435	44.2%	408	44.3%	3,782	45.5%	45.1%	3,855	45.8%	45.4%
	Preventive (D1000 - D1999)	1,277	27.3%	1,306	27.3%	788	29.6%	793	29.3%	251	25.5%	227	24.7%	2,315	27.8%	28.2%	2,326	27.6%	28.4%
	Subtotal	3,399	72.8%	3,494	73.0%	2,012	75.6%	2,052	75.8%	685	69.6%	635	68.9%	6,096	73.3%	73.3%	6,181	73.5%	73.8%
Basic	Restorative (D2000 - D2499)	540	11.6%	526	11.0%	347	13.0%	355	13.1%	113	11.5%	101	11.0%	1,000	12.0%	12.2%	982	11.7%	11.8%
	Endodontics (D3000 - D3999)	54	1.2%	49	1.0%	18	0.7%	16	0.6%	19	1.9%	18	1.9%	90	1.1%	1.1%	82	1.0%	1.0%
	Periodontics (D4000 - D4999)	70	1.5%	73	1.5%	48	1.8%	51	1.9%	44	4.5%	45	4.9%	162	1.9%	1.8%	168	2.0%	1.8%
	Oral Surgery (D7000 - D7999)	249	5.3%	252	5.3%	67	2.5%	68	2.5%	44	4.5%	42	4.6%	361	4.3%	4.4%	362	4.3%	4.3%
	Miscellaneous (D9000 - D9999)*	152	3.3%	183	3.8%	36	1.3%	30	1.1%	21	2.1%	21	2.3%	209	2.5%	2.6%	234	2.8%	2.9%
	Subtotal	1,065	22.8%	1,082	22.6%	516	19.4%	520	19.2%	241	24.5%	227	24.6%	1,822	21.9%	22.1%	1,829	21.7%	21.7%
Major	Crowns & Inlays/Onlays (D2500 - D2999)	141	3.0%	136	2.8%	92	3.5%	92	3.4%	36	3.6%	36	3.9%	269	3.2%	3.1%	264	3.1%	3.0%
	Removable Prosthodontics (D5000 - D5999)	29	0.6%	27	0.6%	18	0.7%	19	0.7%	9	0.9%	10	1.1%	57	0.7%	0.6%	56	0.7%	0.6%
	Implant Services (D6000 - D6199)	14	0.3%	21	0.4%	8	0.3%	8	0.3%	6	0.6%	8	0.8%	29	0.3%	0.4%	37	0.4%	0.5%
	Fixed Prosthodontics (D7200 - D6999)	23	0.5%	24	0.5%	16	0.6%	17	0.6%	7	0.7%	6	0.6%	46	0.5%	0.4%	46	0.5%	0.4%
	Subtotal	207	4.4%	208	4.4%	134	5.0%	136	5.0%	58	5.9%	59	6.4%	400	4.8%	4.6%	404	4.8%	4.5%
Total		4,671	100.0%	4,784	100.0%	2,663	100.0%	2,709	100.0%	984	100.0%	921	100.0%	8,318	100.0%	100.0%	8,415	100.0%	100.0%



**DELTA DENTAL OF WEST VIRGINIA**  
**COST SAVINGS REPORT (Excluding Orthodontics)**  
**WEST VIRGINIA PUBLIC EMPLOYEES INSURANCE AGENCY**  
**Group Number: 01058**

**Paid Period: July 1, 2016 - June 30, 2017**

		Delta Dental PPO		Delta Dental Premier		Non-Contracted		Total	
1)	<b>Total Submitted</b>	\$20,165,973	100.0%	\$11,302,102	100.0%	\$4,738,289	100.0%	\$36,206,364	100.0%
2)	Provider Discounts*	\$5,799,471	28.8%	\$2,853,619	25.2%	\$0	0.0%	\$8,653,090	23.9%
	Other Savings**	\$1,494,514	7.4%	\$721,502	6.4%	\$451,201	9.5%	\$2,667,217	7.4%
	<b>Total Savings</b>	\$7,293,986	36.2%	\$3,575,121	31.6%	\$451,201	9.5%	\$11,320,307	31.3%
3)	<b>Plan Pays</b>	\$7,239,235	35.9%	\$4,406,572	39.0%	\$1,241,531	26.2%	\$12,887,339	35.6%
4)	<b>Patient Liability ***</b>	\$5,632,752	27.9%	\$3,320,409	29.4%	\$3,045,557	64.3%	\$11,998,718	33.1%

**Paid Period: July 1, 2015 - June 30, 2016**

		Delta Dental PPO		Delta Dental Premier		Non-Contracted		Total	
1)	<b>Total Submitted</b>	\$18,104,918	100.0%	\$10,231,889	100.0%	\$4,504,216	100.0%	\$32,841,022	100.0%
2)	Provider Discounts*	\$5,212,593	28.8%	\$2,435,323	23.8%	\$0	0.0%	\$7,647,916	23.3%
	Other Savings**	\$1,523,187	8.4%	\$675,844	6.6%	\$455,536	10.1%	\$2,654,567	8.1%
	<b>Total Savings</b>	\$6,735,780	37.2%	\$3,111,167	30.4%	\$455,536	10.1%	\$10,302,483	31.4%
3)	<b>Plan Pays</b>	\$6,567,427	36.3%	\$4,009,719	39.2%	\$1,201,192	26.7%	\$11,778,338	35.9%
4)	<b>Patient Liability ***</b>	\$4,801,711	26.5%	\$3,111,003	30.4%	\$2,847,488	63.2%	\$10,760,201	32.8%

\* Provider Discounts includes reduction to fees and non-billable procedures for Delta providers.

\*\* Other Savings includes services not payable due to duplicate submissions and missing or invalid information.

\*\*\* Patient Liability includes non-covered and optional savings, coinsurance, maximums, deductibles and non-contracted provider fees.





**DELTA DENTAL OF WEST VIRGINIA**  
**DOLLAR-BANDED UTILIZATION REPORT (Excluding Orthodontics)**  
**WEST VIRGINIA PUBLIC EMPLOYEES INSURANCE AGENCY**  
**Group Number: 01058**

**Paid Period: July 1, 2016 - June 30, 2017**

Banded Range	Utilizers	
<= \$249.99	32,555	68.4%
\$250 to \$499.99	8,470	17.8%
\$500 to \$749.99	3,108	6.5%
\$750 to \$999.99	1,710	3.6%
\$1,000 to \$1,249.99	921	1.9%
>= \$1,250	850	1.8%
<b>Total</b>	<b>47,614</b>	<b>100.0%</b>

**Paid Period: July 1, 2015 - June 30, 2016**

Banded Range	Utilizers	
<= \$249.99	30,551	69.1%
\$250 to \$499.99	7,588	17.2%
\$500 to \$749.99	2,833	6.4%
\$750 to \$999.99	1,564	3.5%
\$1,000 to \$1,249.99	860	1.9%
>= \$1,250	788	1.8%
<b>Total</b>	<b>44,184</b>	<b>100.0%</b>

Note: Includes waiver for D&P, if applicable.



**DELTA DENTAL OF WEST VIRGINIA**  
**PAID CLAIMS BY DIVISION**  
**WEST VIRGINIA PUBLIC EMPLOYEES INSURANCE AGENCY**  
**Group Number: 01058**

**Paid Period: July 1, 2015 - June 30, 2017**

<b>Group- Division</b>	<b>Date</b>	<b>Number of Claims</b>	<b>Paid Amount</b>
01058-00011	Dec-16	1	\$0
01058-00021	May-16	1	\$0
01058-00021	Mar-17	1	\$0
01058-01011	Jul-15	2,000	\$162,733
01058-01011	Aug-15	1,652	\$138,180
01058-01011	Sep-15	1,529	\$120,883
01058-01011	Oct-15	2,083	\$164,860
01058-01011	Nov-15	1,729	\$144,962
01058-01011	Dec-15	1,798	\$144,928
01058-01011	Jan-16	1,590	\$125,336
01058-01011	Feb-16	1,663	\$135,788
01058-01011	Mar-16	1,712	\$137,443
01058-01011	Apr-16	1,990	\$159,348
01058-01011	May-16	1,634	\$133,469
01058-01011	Jun-16	1,539	\$129,811
01058-01011	Jul-16	1,949	\$157,959
01058-01011	Aug-16	1,714	\$139,366
01058-01011	Sep-16	1,912	\$161,104
01058-01011	Oct-16	1,612	\$137,068
01058-01011	Nov-16	1,466	\$126,802
01058-01011	Dec-16	1,716	\$144,513
01058-01011	Jan-17	1,610	\$129,095
01058-01011	Feb-17	1,612	\$139,899
01058-01011	Mar-17	2,013	\$171,034
01058-01011	Apr-17	1,550	\$130,984
01058-01011	May-17	1,543	\$135,088
01058-01011	Jun-17	1,950	\$162,968
01058-01019	Jul-15	7	\$342
01058-01019	Aug-15	2	\$102
01058-01019	Sep-15	3	\$262
01058-01019	Oct-15	5	\$464
01058-01019	Nov-15	17	\$2,390
01058-01019	Dec-15	14	\$1,341
01058-01019	Jan-16	12	\$1,445
01058-01019	Feb-16	5	\$119
01058-01019	Mar-16	5	\$598
01058-01019	Apr-16	8	\$731

01058-01019	May-16	6	\$627
01058-01019	Jun-16	4	\$58
01058-01019	Jul-16	9	\$1,005
01058-01019	Aug-16	1	\$98
01058-01019	Sep-16	6	\$536
01058-01019	Oct-16	4	\$64
01058-01019	Nov-16	2	\$138
01058-01019	Dec-16	4	\$202
01058-01019	Jan-17	1	\$44
01058-01019	Feb-17	1	\$68
01058-01019	Mar-17	0	\$0
01058-01019	Apr-17	6	\$540
01058-01019	May-17	2	\$150
01058-01019	Jun-17	2	\$238
01058-01021	Jul-15	4,816	\$591,264
01058-01021	Aug-15	4,159	\$517,722
01058-01021	Sep-15	3,735	\$464,964
01058-01021	Oct-15	4,840	\$567,832
01058-01021	Nov-15	4,000	\$450,551
01058-01021	Dec-15	4,116	\$469,657
01058-01021	Jan-16	3,586	\$391,515
01058-01021	Feb-16	3,829	\$412,402
01058-01021	Mar-16	4,159	\$469,788
01058-01021	Apr-16	4,967	\$565,251
01058-01021	May-16	3,989	\$453,186
01058-01021	Jun-16	3,798	\$431,875
01058-01021	Jul-16	5,025	\$586,172
01058-01021	Aug-16	4,447	\$517,596
01058-01021	Sep-16	5,172	\$613,365
01058-01021	Oct-16	4,274	\$495,646
01058-01021	Nov-16	3,945	\$459,636
01058-01021	Dec-16	4,440	\$495,038
01058-01021	Jan-17	4,071	\$457,854
01058-01021	Feb-17	4,043	\$472,740
01058-01021	Mar-17	5,360	\$650,198
01058-01021	Apr-17	4,029	\$459,149
01058-01021	May-17	3,977	\$458,484
01058-01021	Jun-17	5,057	\$550,387
01058-01029	Jul-15	19	\$3,326
01058-01029	Aug-15	10	\$1,891
01058-01029	Sep-15	10	\$1,291
01058-01029	Oct-15	19	\$3,708
01058-01029	Nov-15	14	\$2,817
01058-01029	Dec-15	13	\$1,439
01058-01029	Jan-16	7	\$1,161
01058-01029	Feb-16	11	\$2,312
01058-01029	Mar-16	1	\$122
01058-01029	Apr-16	18	\$1,873
01058-01029	May-16	10	\$1,393

01058-01029	Jun-16	11	\$872
01058-01029	Jul-16	13	\$2,446
01058-01029	Aug-16	13	\$1,368
01058-01029	Sep-16	9	\$1,359
01058-01029	Oct-16	6	\$470
01058-01029	Nov-16	9	\$456
01058-01029	Dec-16	11	\$1,149
01058-01029	Jan-17	14	\$1,749
01058-01029	Feb-17	12	\$1,396
01058-01029	Mar-17	20	\$2,361
01058-01029	Apr-17	12	\$1,318
01058-01029	May-17	16	\$2,117
01058-01029	Jun-17	20	\$3,175
01058-01031	Jul-15	937	\$71,594
01058-01031	Aug-15	702	\$54,092
01058-01031	Sep-15	634	\$46,840
01058-01031	Oct-15	869	\$61,163
01058-01031	Nov-15	683	\$47,772
01058-01031	Dec-15	754	\$54,899
01058-01031	Jan-16	675	\$50,920
01058-01031	Feb-16	714	\$54,758
01058-01031	Mar-16	755	\$56,265
01058-01031	Apr-16	955	\$72,169
01058-01031	May-16	759	\$56,989
01058-01031	Jun-16	700	\$54,994
01058-01031	Jul-16	903	\$68,729
01058-01031	Aug-16	795	\$59,771
01058-01031	Sep-16	842	\$61,610
01058-01031	Oct-16	741	\$52,832
01058-01031	Nov-16	693	\$51,268
01058-01031	Dec-16	760	\$56,924
01058-01031	Jan-17	758	\$57,620
01058-01031	Feb-17	679	\$50,200
01058-01031	Mar-17	950	\$72,581
01058-01031	Apr-17	721	\$54,660
01058-01031	May-17	711	\$53,498
01058-01031	Jun-17	913	\$72,105
01058-01039	Jul-15	3	\$281
01058-01039	Aug-15	0	\$0
01058-01039	Sep-15	2	\$143
01058-01039	Oct-15	1	\$50
01058-01039	Nov-15	3	\$202
01058-01039	Dec-15	1	\$34
01058-01039	Jan-16	0	\$0
01058-01039	Feb-16	1	\$100
01058-01039	Mar-16	3	\$356
01058-01039	Apr-16	5	\$141
01058-01039	May-16	4	\$265
01058-01039	Jun-16	3	\$197

01058-01039	Jul-16	3	\$150
01058-01039	Aug-16	0	\$0
01058-01039	Sep-16	5	\$280
01058-01039	Oct-16	6	\$350
01058-01039	Nov-16	1	\$10
01058-01039	Dec-16	4	\$268
01058-01039	Jan-17	2	\$232
01058-01039	Feb-17	2	\$162
01058-01039	Mar-17	3	\$226
01058-01039	Apr-17	4	\$276
01058-01039	May-17	3	\$292
01058-01039	Jun-17	7	\$612
01058-01111	Jul-15	640	\$47,964
01058-01111	Aug-15	569	\$42,778
01058-01111	Sep-15	565	\$44,894
01058-01111	Oct-15	664	\$47,790
01058-01111	Nov-15	565	\$39,094
01058-01111	Dec-15	598	\$42,891
01058-01111	Jan-16	481	\$36,428
01058-01111	Feb-16	537	\$40,543
01058-01111	Mar-16	615	\$46,919
01058-01111	Apr-16	751	\$51,378
01058-01111	May-16	600	\$45,380
01058-01111	Jun-16	528	\$39,443
01058-01111	Jul-16	633	\$48,237
01058-01111	Aug-16	571	\$41,351
01058-01111	Sep-16	761	\$58,649
01058-01111	Oct-16	649	\$47,670
01058-01111	Nov-16	589	\$43,950
01058-01111	Dec-16	664	\$49,952
01058-01111	Jan-17	615	\$44,222
01058-01111	Feb-17	624	\$49,782
01058-01111	Mar-17	831	\$64,175
01058-01111	Apr-17	599	\$43,801
01058-01111	May-17	658	\$49,631
01058-01111	Jun-17	755	\$54,613
01058-01121	Jul-15	2,429	\$307,496
01058-01121	Aug-15	2,175	\$255,415
01058-01121	Sep-15	2,045	\$243,684
01058-01121	Oct-15	2,681	\$311,112
01058-01121	Nov-15	2,157	\$241,406
01058-01121	Dec-15	2,439	\$268,273
01058-01121	Jan-16	1,927	\$208,612
01058-01121	Feb-16	2,019	\$227,430
01058-01121	Mar-16	2,207	\$248,758
01058-01121	Apr-16	2,764	\$292,868
01058-01121	May-16	2,285	\$257,533
01058-01121	Jun-16	2,027	\$201,334
01058-01121	Jul-16	2,517	\$295,634

01058-01121	Aug-16	2,324	\$271,916
01058-01121	Sep-16	2,863	\$322,789
01058-01121	Oct-16	2,460	\$272,715
01058-01121	Nov-16	2,342	\$273,139
01058-01121	Dec-16	2,716	\$298,482
01058-01121	Jan-17	2,249	\$259,367
01058-01121	Feb-17	2,460	\$281,634
01058-01121	Mar-17	3,067	\$340,285
01058-01121	Apr-17	2,393	\$258,483
01058-01121	May-17	2,634	\$283,416
01058-01121	Jun-17	2,947	\$314,572
01058-01131	Jul-15	301	\$19,815
01058-01131	Aug-15	263	\$15,939
01058-01131	Sep-15	255	\$16,722
01058-01131	Oct-15	358	\$24,188
01058-01131	Nov-15	270	\$17,026
01058-01131	Dec-15	295	\$19,891
01058-01131	Jan-16	255	\$17,114
01058-01131	Feb-16	255	\$16,761
01058-01131	Mar-16	269	\$17,433
01058-01131	Apr-16	382	\$26,040
01058-01131	May-16	302	\$21,570
01058-01131	Jun-16	241	\$17,121
01058-01131	Jul-16	301	\$19,702
01058-01131	Aug-16	263	\$16,586
01058-01131	Sep-16	320	\$20,003
01058-01131	Oct-16	302	\$20,048
01058-01131	Nov-16	307	\$20,150
01058-01131	Dec-16	316	\$21,303
01058-01131	Jan-17	264	\$19,304
01058-01131	Feb-17	299	\$20,782
01058-01131	Mar-17	340	\$23,905
01058-01131	Apr-17	279	\$19,238
01058-01131	May-17	302	\$21,346
01058-01131	Jun-17	342	\$23,257
01058-02001	Jul-15	68	\$6,585
01058-02001	Aug-15	86	\$5,729
01058-02001	Sep-15	73	\$6,487
01058-02001	Oct-15	120	\$8,952
01058-02001	Nov-15	85	\$7,614
01058-02001	Dec-15	75	\$5,750
01058-02001	Jan-16	87	\$5,780
01058-02001	Feb-16	125	\$9,988
01058-02001	Mar-16	115	\$8,992
01058-02001	Apr-16	117	\$8,200
01058-02001	May-16	115	\$8,756
01058-02001	Jun-16	110	\$8,098
01058-02001	Jul-16	149	\$11,837
01058-02001	Aug-16	176	\$13,810

01058-02001	Sep-16	177	\$12,547
01058-02001	Oct-16	157	\$10,948
01058-02001	Nov-16	136	\$10,409
01058-02001	Dec-16	173	\$12,513
01058-02001	Jan-17	134	\$9,739
01058-02001	Feb-17	183	\$13,328
01058-02001	Mar-17	208	\$17,450
01058-02001	Apr-17	158	\$12,274
01058-02001	May-17	144	\$12,323
01058-02001	Jun-17	195	\$15,886
01058-02002	Jul-15	16	\$1,511
01058-02002	Aug-15	23	\$1,860
01058-02002	Sep-15	20	\$1,242
01058-02002	Oct-15	38	\$2,774
01058-02002	Nov-15	35	\$2,479
01058-02002	Dec-15	25	\$1,201
01058-02002	Jan-16	20	\$1,378
01058-02002	Feb-16	27	\$2,023
01058-02002	Mar-16	21	\$1,564
01058-02002	Apr-16	42	\$3,087
01058-02002	May-16	41	\$3,247
01058-02002	Jun-16	23	\$1,660
01058-02002	Jul-16	55	\$4,137
01058-02002	Aug-16	64	\$4,725
01058-02002	Sep-16	71	\$5,159
01058-02002	Oct-16	56	\$3,620
01058-02002	Nov-16	65	\$5,056
01058-02002	Dec-16	58	\$4,318
01058-02002	Jan-17	76	\$5,434
01058-02002	Feb-17	72	\$4,271
01058-02002	Mar-17	107	\$6,853
01058-02002	Apr-17	69	\$3,519
01058-02002	May-17	79	\$5,192
01058-02002	Jun-17	85	\$6,108
01058-02009	Apr-16	0	\$0
01058-02009	May-16	0	\$0
01058-02009	Jun-16	0	\$0
01058-02009	Jul-16	1	\$118
01058-02009	Aug-16	0	\$0
01058-02009	Sep-16	0	\$0
01058-02009	Oct-16	0	\$0
01058-02009	Nov-16	0	\$0
01058-02009	Dec-16	0	\$0
01058-02009	Jan-17	1	\$80
01058-02009	Feb-17	0	\$0
01058-02009	Mar-17	0	\$0
01058-02009	Apr-17	1	\$98
01058-02009	May-17	0	\$0
01058-02009	Jun-17	0	\$0

<b>Total</b>	<b>249,123</b>	<b>\$25,347,736</b>
--------------	----------------	---------------------